

# Bentham Global Opportunities Fund

## Annual fund profile – 30 June 2023

### Investment style

The Bentham Global Opportunities Fund is focused on providing diversified exposure to securities across global credit markets, with the flexibility to adapt its credit and cash exposure to suit market conditions across the credit cycle, and deliver consistent levels of income. Investments are actively managed with allocations across different credit sectors, trading of individual securities and managing risk. A global focus provides more investment opportunities and diversity when compared with the domestic fixed income market. Global credit markets typically offer higher income than traditional fixed interest and equity markets, and low levels of correlation with equities and government bonds, which may improve the risk return profile of a balanced investment portfolio.

### Investment objectives

The Fund's investment objective is to generate income based returns with some potential for capital growth over the medium to long term. The Fund may appeal to investors wanting diversified and actively managed exposure to global credit markets.

### Management team

Bentham is a specialist fixed interest and credit investment manager. Bentham actively manages a number of high yielding funds with varying risk profiles. The portfolios are designed to generate income while diversifying risk in global credit markets. Bentham's goal is to deliver higher income to investors than can generally be achieved in traditional fixed interest and equity markets. The founders of Bentham previously worked together as part of the Credit Investment Group of Credit Suisse Alternative Capital Inc. They are still managing the same portfolios. Bentham's investment philosophy is based on a strong credit culture and a systematic investment process, with a focus on the preservation of principal and protection against downside risk.

Bentham has 17 staff located in Australia and the Credit Investments Group has over 50 investment staff based in New York and London. The Australian team have a strong track record of managing global diversified fixed interest portfolios and are well resourced with market leading risk portfolio systems.

### Fund facts

Fund name	Bentham Global Opportunities Fund
Investment Manager	Bentham Asset Management
Responsible Entity	Fidante Partners Limited
Fund aim	To provide diversified exposure to securities across global credit markets, with the flexibility to adapt its credit and cash exposure to suit market conditions across the credit cycle, and deliver consistent levels of income
Inception date	8 June 2017
APIR code	HOW7031AU
Fund size	AU\$531.87 million as at 30 June 2023
Management fee*	1.00%
Buy/sell spread	+0.40%/-0.40% (reviewed periodically)
Entry and exit fees	Nil
Pricing frequency	Daily unit pricing
Initial investment	A\$250,000 minimum
Currency	Bentham aims to hedge any foreign currency exposure back to the Australian dollar to between 85% and 115% of the NAV of the Fund.
Investor type^	Wholesale only

\*Does not include reimbursable expenses which can be up to 0.05% p.a.

^Wholesale as defined in the Corporations Act 2001 (Cth)

### Fund features

- Access to global investment opportunities not typically available to direct retail investors
- Diversified sources of income across many countries, industries, companies and investment types
- Unique asset classes with specialist expertise
- Targeted income distribution frequency: quarterly
- Daily unit pricing
- Withdrawals are normally processed and paid within five business days of processing a valid withdrawal request; however, we do not guarantee this time frame and we may take significantly longer to pay withdrawals in certain circumstances.

## Portfolio construction

Bentham manages the Fund on a top down basis, with active allocations to different global credit market sectors made according to quarterly forecasts of prospective risk adjusted returns. Drawing on a combination of both internal experience and strong relationships with specialist investment managers, Bentham seeks out and identifies global investment opportunities.

Bentham employs a bottom-up security selection focused on asymmetric risk/reward opportunities across industries, capital structure position and ratings cluster.

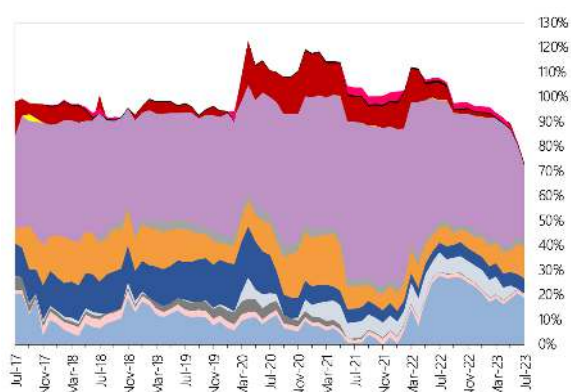
Derivatives are used for managing exposures and hedging of risk by the Fund.

The Fund does not have a minimum exposure to investment grade securities and permits leverage. Credit risk is minimised with a focus on capital preservation and a high diversity of investments which would otherwise be difficult to achieve without access to global markets and an institutional size portfolio.

Bentham actively manages interest rate exposures in the Fund. The Fund will be as close to fully currency hedged into AUD as is practicable.

## Active asset allocation

30 June 2023 Allocation



Source: Bentham Asset Management

As at 30-Jun-23

Credit Sector Allocations	30-Jun-23 Allocation	3 Month Change	12 Month Change	24 Month Change
Equity Securities	0.5%	-0.0%	-0.3%	-0.2%
Government Backed Bonds (EM)	-1.3%	1.0%	0.6%	2.5%
Global High Yield Bonds	0.2%	-2.0%	-7.7%	-14.2%
European Convertibles	-	-0.1%	-0.1%	-0.1%
Global Syndicated Loans	38.7%	-9.4%	-14.9%	-25.6%
Domestic Hybrids	-	-	-	-
Global Hybrids	2.4%	0.2%	0.4%	-0.2%
Capital Securities	12.3%	4.0%	5.5%	3.3%
Collateralised Loan Obligations	5.9%	0.6%	1.8%	0.3%
Corporate Investment Grade	0.3%	-7.0%	-6.1%	-6.0%
Mortgage Backed Securities	0.3%	0.0%	-0.0%	0.1%
Asset backed securities	1.3%	0.1%	-0.4%	-0.2%
Government Backed Bonds (Dev)	-	-	-	-
Cash & Derivatives	39.5%	12.6%	21.2%	40.3%

## Fund risk profile

Investment universe	Global credit and fixed interest markets, including, but not limited to, government backed bonds, global syndicated loans, global high yield bonds, investment grade securities, global capital securities, asset backed securities, Australian and global hybrid securities, equities and derivatives
Suggested investment timeframe	Medium term – three years minimum investment
Volatility/risk level	Medium
Income distribution frequency	Quarterly
Fund benchmark	Bloomberg AusBond Bank Bill Index
Credit risk	Credit risk is actively managed
Credit sector exposure limits	130% securitised credit, 130% syndicated loans, 130% investment grade credit, 40% capital securities, 130% high yield bonds and 90% cash
Issuer exposure limits	3% per non-investment grade issuer
Duration management	Interest rate risk (duration) actively managed
Tail risk management	Ongoing tail risk hedging strategy in place. The Investment Manager will use a small proportion of Fund yield to purchase options to protect the portfolio.

## Distribution as a % of Net Asset Value (NAV)\*

Financial Year	Sep	Dec	Mar	Jun	FYTD**
2023	1.93	1.93	1.94	1.92	7.85
2022	0.87	0.87	0.88	0.86	3.46
2021	0.95	0.93	0.90	6.39	10.26
2020	1.26	0.93	1.19	1.26	4.60
2019	1.12	1.12	1.14	0.60	4.03
2018	0.30	0.55	0.49	0.98	2.41

Source: Fidante Partners.

Past distributions are no indication of future distributions.

\* Calculated as the cents per unit (CPU) distribution at month end divided by the ex-distribution unit price at the start of the month.

\*\* Annual Distribution Return (Year-to-Date) is calculated as the Total Return (after fees) minus Growth Return. Total Returns (after fees) are calculated using pre-distribution month end withdrawal unit price and assumes all distributions are reinvested. Growth Returns equal the percentage change in the unit price.

## Long-term correlation of asset class returns<sup>#^</sup>

The Fund has exposure to a number of different credit and fixed income asset classes for the purpose of generating returns. Actively allocating to multiple credit asset classes with varying levels of correlation – rather than focusing on one asset class – may improve the diversity of a portfolio. Usually this results in an increased diversification of risk.

	Australian Bank Bills	Global Govt Bonds	Australian Fixed Interest	Australian ILBs	US IG Corporates	Leveraged Loans	US High Yield	World Equities (Unhedged)	Australian Equities	US Preferred Securities	Emerging Market Bonds	Australian Property
Australian Bank Bills	1.00											
Global Govt Bonds	0.30	1.00										
Australian Fixed Interest	0.29	0.72	1.00									
Australian ILBs	0.18	0.58	0.71	1.00								
US IG Corporates	0.11	0.69	0.49	0.51	1.00							
Leveraged Loans	-0.03	-0.15	-0.09	0.15	0.39	1.00						
US High Yield Bonds	0.01	0.05	0.06	0.26	0.59	0.80	1.00					
World Equities (Unhedged)	-0.06	-0.05	0.09	0.15	0.12	0.27	0.35	1.00				
Australian Equities	-0.03	0.01	0.10	0.19	0.35	0.48	0.59	0.55	1.00			
US Preferred Securities	0.00	0.21	0.17	0.27	0.70	0.60	0.68	0.29	0.48	1.00		
Emerging Market Bonds	0.13	0.29	0.32	0.35	0.54	0.32	0.58	0.26	0.51	0.63	1.00	
Australian Property	-0.04	0.21	0.26	0.36	0.46	0.51	0.51	0.44	0.68	0.53	0.41	1.00

# of years: 30.6 to 31-7-2023

Overseas returns (except World Equities) are fully hedged into Australian dollars

Sources: Barclay's Capital, Bentham, BoA Merrill Lynch, Bloomberg, Credit Suisse, JP Morgan, Morgan Stanley & UBS

Past performance is no indication of future performance

US Preferred Securities return data is only available from Feb-1997

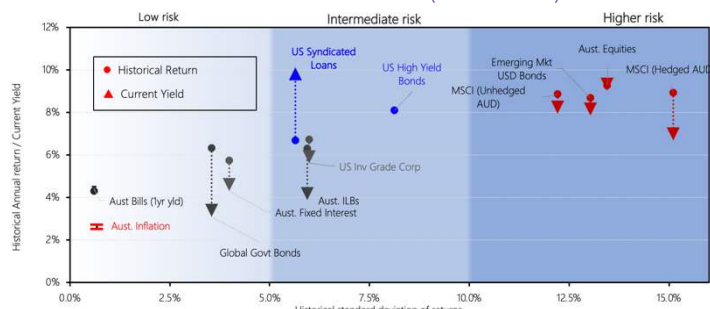
Australian RMBS AAA/AA return data is only available from Jan-1998

Asian Convertible Bond return data is only available from Feb-1994

## Risk and return

Through active management, the Fund offers diversified exposure to global credit markets. Over the long term, credit markets have achieved above cash returns, and have typically had an intermediate risk profile as characterised in the risk return chart below. For specific and current return data please refer to the current monthly fact sheets or quarterly commentaries.

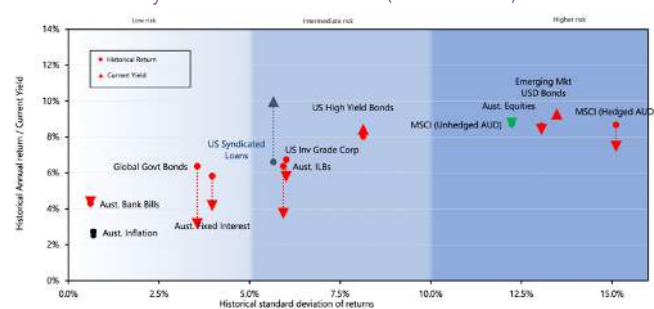
Historical returns versus historical risk (30 June 2023)



Sources: Barclay's Capital, Bentham, BoA Merrill Lynch, Bloomberg, Credit Suisse, JP Morgan, Morgan Stanley & UBS  
 Past performance is not a reliable indicator of future performance.  
 For equities Bentham invests the forward PE and added 2.5% growth.

# of years: 31.0 to 30-6-2023

Current yield versus historical risk (30 June 2023)



Sources: Barclay's Capital, Bentham, BoA Merrill Lynch, Bloomberg, Credit Suisse, JP Morgan, Morgan Stanley & UBS  
 Past performance is not a reliable indicator of future performance.  
 For equities Bentham invests the forward PE and add 2.5% growth. Investors should vary their estimate of growth to the equity earning yields to compare returns.

# of years: 30.9 to 31-6-2023

\* Prospective fixed interest yields are hedged into AUD assuming an estimated duration matched interest rate differential. The Australian Equities and World Equities (unhedged) yields represent the Bloomberg estimated earnings yield. For the prospective equity yield we have used the earnings yield and added an additional 2.5% growth (roughly equivalent to GDP). The earning yield ratio is the inverse of the price-to-earnings ratio. The historical standard deviation shown for these equity asset classes is based on the total return for the relevant index. Actual returns will comprise of both income and capital movements and as a result could vary substantially from those shown above. The outcomes shown above may be affected by known or unknown risks and uncertainties that cannot presently be identified. Accordingly actual outcomes may differ from those shown above. Past performance is not a reliable indicator of future performance.

Asset Class definitions; Australian Cash is Bloomberg AusBond Bank Bill Index, Global Govt Bonds is JP Morgan GBI, Australian Fixed Interest is Bloomberg AusBond Composite Bond Index, US IG Corporates is Barclay's US Corporates, US Leveraged Loans is Credit Suisse Leveraged Loans Index, US High Yield Bonds is Credit Suisse High Yield Bond Index, World Equities (Unhedged) is Morgan Stanley MSCI Index (Developed), Australian Equities is S&P/ASX200 Accumulation Index, US Hybrid Securities is Merrill Lynch BoA Preferred Hybrids Index, Emerging Market Bonds is JP Morgan EMBI+, and Australian Property Trusts is S&P/ASX200 Accumulation A-REIT Index. Overseas index returns (except World Equities) are fully hedged into Australian dollars.

## Fidante Partners

Fidante Partners Services Limited is the responsible entity of the Fund and issues units in it. Fidante Partners has appointed Bentham Asset Management Pty Limited as the Fund's investment manager. A related entity of Fidante Partners holds a partial equity stake in Bentham.

## Contact us

Advisers: funds@benthamam.com or David Livera on 0402 387 931, Larry Francis on 0457 589 477 or Mimi Gregg on 0449 657 323.

Key Accounts/Consultants:

Daniel Conti at daniel.conti@benthamam.com or +61 438619344 or Kate Harris at kate.harris@benthamam.com or +61299947329.

New Zealand Advisers and Institutional Investors: The Investment Store on 0800 331 041.

More information: [www.benthamam.com](http://www.benthamam.com)

## Bentham Industry Awards



**2019 Winner** Best Income Fund  
**2016 Winner** Best Income Fund  
**2015 Winner** Best Income Fund



**2018 Finalist** Fixed Interest  
**2017 Finalist** Fixed Interest  
**2014 Winner** Fixed Interest category  
**2010 Winner** Fixed Interest category  
**2022 Winner** Fixed Interest category



**2018 Finalist** Global and Diversified Fixed Interest  
**2015 Finalist** Global and Diversified Fixed Interest  
**2014 Finalist** Global and Diversified Fixed Interest  
**2013 Finalist** Global and Diversified Fixed Interest



**2019 Winner** High Yield Bonds  
**2018 Winner** High Yield Bonds



**2023 Winner**  
Global Fixed Income Fund of the Year

This material has been prepared by Bentham Asset Management ABN 92 140 833 674 AFSL 356199 (Bentham), the investment manager of Bentham Global Opportunities Fund (Fund), for wholesale investors only.

Fidante Partners Limited ABN 94 002 835 592 AFSL 234668 (Fidante) is a member of the Challenger Limited group of companies (Challenger Group) and is the responsible entity of the Fund. Other than information which is identified as sourced from Fidante in relation to the Fund, Fidante is not responsible for the information in this material, including any statements of opinion.

It is general information only and is not intended to provide you with financial advice or take into account your objectives, financial situation or needs. Investors should consider whether the information is suitable to their circumstances. The Product Disclosure Statement and Target Market Determination available at [www.fidante.com](http://www.fidante.com) should be considered before making an investment decision. To the extent permitted by law, no liability is accepted for any loss or damage as a result of reliance on this information. Past performance is not a reliable indicator of future performance.

Fidante is not an authorised deposit-taking institution (ADI) for the purpose of the Banking Act 1959 (Cth), and its obligations do not represent deposits or liabilities of an ADI in the Challenger Group (Challenger ADI) and no Challenger ADI provides a guarantee or otherwise provides assurance in respect of the obligations of Fidante. Investments in the Fund are subject to investment risk, including possible delays in repayment and loss of income or principal invested. Accordingly, the performance, the repayment of capital or any particular rate of return on your investments are not guaranteed by any member of the Challenger Group.