

## Bentham Global Income Fund NZD

May 2026

### Investment Objective

The Fund provides exposure to global credit markets and aims to generate income with some potential for capital growth over the medium to long term.

### Fund Performance as at 31 May 2026 (%)

	1 month	3 months	6 months	1 year	3 years (p.a.)	5 years (p.a.)	10 Year (p.a.)	Since inception (p.a.)
Gross return (before fees)	1.21	-1.00	-0.53	1.25	5.59	4.57	5.59	5.73
Total return (after fees) <sup>1</sup>	1.14	-1.23	-0.95	0.49	4.83	3.78	4.80	4.93
Benchmark	0.82	0.19	0.62	1.62	3.86	2.23	2.38	2.89
Active return (after fees) <sup>2</sup>	0.32	-1.43	-1.57	-1.13	0.97	1.55	2.42	2.04

Source: Fidante Partners. Past performance is not indicative of future performance. Returns may be volatile and may vary from year to year.

<sup>1</sup> Total Return (after fees) is calculated using pre-distribution month end withdrawal unit prices, and assumes all income is reinvested in additional units. Total Return equals Growth return (after fees) plus Distribution return (after fees).

<sup>2</sup> Active Return of the Fund is the difference between the Total Return and the return of the Benchmark (50% Bloomberg Ausbond Composite Bond Index (hedged to NZD) and 50% Bloomberg Ausbond Bank Bill Index (hedged to NZD)). Gross Returns (before fees) are calculated by adding back the fees and expenses deducted. Please refer to the PDS for more information on fees and expenses.

### Portfolio Returns

The Bentham Global Income Fund NZD had a total return (after fees) of 1.14% in the month of May, outperforming the benchmark (50% Bloomberg AusBond Bank Bill Index (hedged to NZD), 50% Bloomberg AusBond Composite Index (hedged to NZD)) by 0.32%. On a before fees basis the fund returned 1.21% for the month, outperforming the benchmark by 0.38%.

Interest rate positioning contributed to performance, as did the allocation to ABS and capital securities.

### Market Update

May continued the shift toward an inflation shock and "the higher for longer" narrative, as energy-driven inflation re-accelerated. Domestically, a point of contention was Australia's Federal Budget which added an additional layer of domestic policy uncertainty. The absence of a resolution around the Strait of Hormuz leaves the risk of further energy driven volatility.

The oil-price shock reinforced inflation concerns, with price pressures re-accelerating, initially energy-led but increasingly broad-based. In the US, headline CPI rose to 3.8% year-on-year with energy up 17.9%, while core PCE reached 3.3%, highlighting persistent inflation. Growth remained mixed: with resilience in the US and South Korea, but weakening more broadly across Europe, China, Australia and certain parts of Emerging Markets. Labour markets remained tight in the US and Australia, though unemployment trends have begun to drift higher globally.

Government bond yields remained sensitive to inflation data, oil prices and shifting central bank reaction functions. US 10-year Treasury yields rose 6.5bps to 4.40%, while Australian Bonds were the standout, with the 10 Year rallying 23 bps to 4.83%. Credit had a strong month, with US IG Corporates tightening 8 bps. US High Yield CP Constrained and Euro High Yield Constrained OAS tightened 10 and 12 bps respectively to 269 bps and 268 bps. US Leveraged Loans returned 0.63%.

Central banks turned more hawkish as energy-driven inflation forced a reassessment from policymakers. In Australia, the RBA raised rates by 25bps to 4.35%, with inflation remaining elevated at 4.2%.

Equity markets were supported by strong capex and AI investment in the US and parts of Asia, alongside a broader repricing toward higher yields and tighter policy settings. Bentham's multi-sector portfolios benefited from the strong credit markets, as well as interest rate positioning. The multi-sector portfolios remain conservatively positioned with a meaningful allocation to high quality investment grade fixed income.

### Portfolio Summary Statistics

Yield to maturity	4.17%
Running yield	3.59%
Credit spread <sup>3</sup>	+146bps
Number of issuers	782
Interest rate duration	5.98 years
Credit duration	2.49 years
Investment grade <sup>4</sup> exposure	88% of portfolio
Fund size	NZ\$29,106,017
Strategy AUM	A\$3,854,659,711
Strategy Inception Date	16-Sep-03

### Risk Characteristics

5 Year Volatility <sup>5</sup>	5.04
5 Year Sharpe Ratio <sup>6</sup>	0.19
5 Year Tracking Error <sup>7</sup>	3.67
5 Year Information Ratio <sup>8</sup>	0.64

### Fund Distributions

Distribution frequency	Monthly
Monthly distribution <sup>9</sup>	0.35% (May 2026)
Target distribution rate (FY26) <sup>10</sup>	4.0%

<sup>3</sup> Spread over the swap rate.

<sup>4</sup> An assigned credit rating of BBB-/Baa3 or better by a credit rating agency.

<sup>5</sup> Volatility is Standard Deviation.

<sup>6</sup> Sharpe Ratio is the excess return over the Bloomberg NZBond Bank Bill Index (before fees) divided by Standard Deviation.

<sup>7</sup> Tracking Error is the Standard Deviation of the Active Return (before fees).

<sup>8</sup> Information Ratio is the Active Return (before fees) divided by the Tracking Error.

<sup>9</sup> Calculated as the cents per unit (CPU) distribution at the month end divided by the ex-distribution unit price at the start of the month.

<sup>10</sup> Bentham intends to achieve the distribution rate for FY2026 with taxable income. If there is a shortfall of taxable income, the distribution may possibly include a capital return.

The current distribution rate setting was based on the running yield of the Fund as at 30 June 2025 and assumes the Fund continues to achieve an equivalent yield for FY2026.

Actual distributions, however, can differ from this setting because of future matters which are not known or able to be presently identified.

**Bentham Global Income Fund NZD**

May 2026

**Monthly Distribution Returns History (%)<sup>1</sup>**

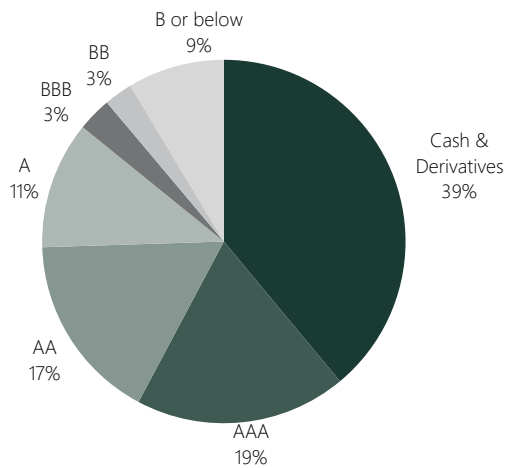
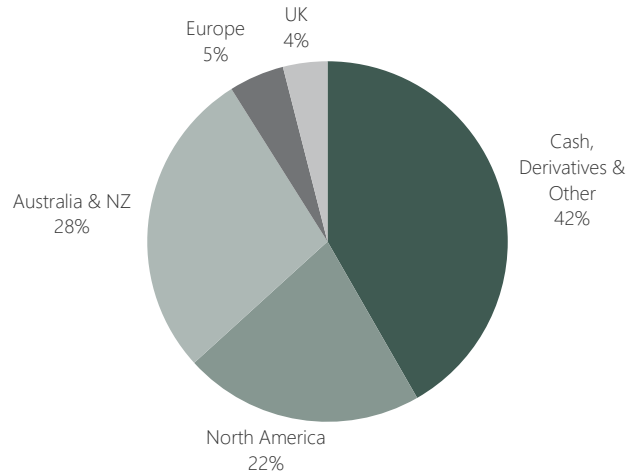
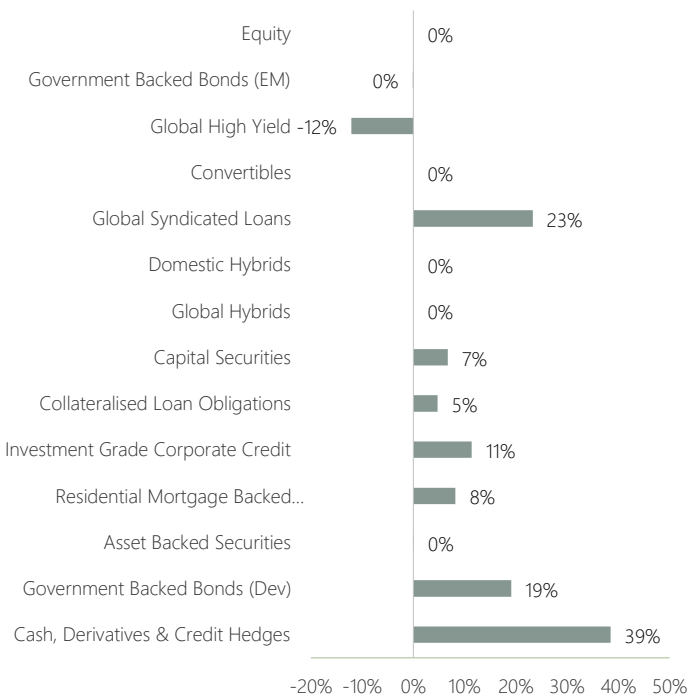
Financial Year	Jul	Aug	Sep	Oct	Nov	Dec	Jan	Feb	Mar	Apr	May	Jun	YTD <sup>2</sup>
2026	0.34	0.33	0.33	0.33	0.33	0.33	0.34	0.31	0.32	0.34	0.35	-	3.59
2025	0.50	0.49	0.50	0.50	0.50	0.50	0.50	0.45	0.45	0.46	0.46	0.50	6.00
2024	0.62	0.63	0.62	0.63	0.63	0.62	0.63	0.63	0.63	0.62	0.61	0.63	7.92
2023	0.63	0.63	0.63	0.63	0.61	0.62	0.62	0.62	0.62	0.62	0.62	1.40	8.19
2022	0.25	0.25	0.25	0.25	0.25	0.25	0.25	0.24	0.25	0.24	0.26	0.28	2.96
2021	0.28	0.28	0.28	0.29	0.29	0.29	0.29	0.28	0.30	0.85	0.84	1.12	5.83

Source: Fidante Partners

Past distributions are no indication of future distributions.

<sup>1</sup> Calculated as the cents per unit (CPU) distribution at month end divided by the ex-distribution unit price at the start of the month.

<sup>2</sup> Annual distribution return (Year-to-Date) is calculated as the Total Return (after fees) minus Growth Return. Total Return (after fees) is calculated using pre-distribution month end withdrawal unit price, and assumes distributions are reinvested. Growth Return equals the percentage change in unit price.

**Credit Rating Breakdown**

**Regional Breakdown**

**Portfolio Asset Allocation**

**Top 5 Industry Exposures (Moody's SIC)**

Banking	22.3%
Sovereign, Quasi Sovereign, Municipal	19.6%
RMBS	8.2%
Diversified/Conglomerate Service	4.7%
CLO	4.7%

**Pricing and Fees**

Unit frequency pricing	Daily
Management fee	0.77%
Buy/sell spread <sup>3</sup>	+0.21%/-0.21%
Entry and exit fees	Nil
Minimum initial investment	NZ\$50,000

<sup>3</sup> Buy/sell spread is retained in the Fund to cover transaction costs. It is not paid to the Investment Manager. The buy/sell spread is reviewed on a monthly basis to ensure it fairly reflects market transaction costs.

## Bentham Global Income Fund NZD

May 2026

### Fund Overview

Inception date	30 September 2013
ARSN code	165 696 417
Benchmark	50% Bloomberg Ausbond Composite Bond Index (hedged to NZD) and 50% Bloomberg Ausbond Bank Bill Index (hedged to NZD)
Investment universe	Global credit and fixed interest markets, including but not limited to, government backed bonds, securitised credit, global syndicated loans, global high yield bonds, equities and derivatives
Credit quality	Actively managed. Minimum exposure of 50% to investment grade rated securities
Interest rate exposure	Actively managed
Currency	Aims to be fully hedged to NZD
Fund features	<ul style="list-style-type: none"> <li>• Active specialist management</li> <li>• Access to global investment opportunities not typically available to direct retail investors</li> <li>• Highly diversified portfolio</li> <li>• Regular monthly distributions</li> <li>• Daily unit pricing</li> <li>• Fund track record 10+ years</li> <li>• Strategy track record 20+ years</li> <li>• Competitive fee</li> </ul>

[More information:](#)

[Fund Information \(for Wholesale and Institutional investors\):](#)

Daniel Conti, CAIA  
 Senior Portfolio Specialist  
 Bentham Asset Management  
 Tel. +61 2 9994 7923  
 Email: [daniel.conti@benthamam.com](mailto:daniel.conti@benthamam.com)

Kate Harris  
 Senior Portfolio Specialist  
 Bentham Asset Management  
 Tel: +61 2 9994 7329  
 Email: [kate.harris@benthamam.com](mailto:kate.harris@benthamam.com)

David Livera  
 Director - Wholesale Distribution  
 Bentham Asset Management  
 Tel. +61 3 9947 9412  
 Email: [david.livera@benthamam.com](mailto:david.livera@benthamam.com)

René Tetteroo  
 Senior Distribution Manager  
 Bentham Asset Management  
 Tel: +61 402 720 471  
 Email: [rene.tetteroo@benthamam.com](mailto:rene.tetteroo@benthamam.com)

Joshua Poi  
 Business Development Manager  
 Bentham Asset Management  
 Tel. +61 2 9994 7977  
 Email: [joshua.poi@benthamam.com](mailto:joshua.poi@benthamam.com)

**Retail Investors:** Fidante Partners Investor Services on 13 51 53 or [info@fidante.com.au](mailto:info@fidante.com.au)

**Advisers:** New Zealand Advisers, contact The Investment Store on 0800 331 041

**Institutional Investors / Consultants:** Contact The Investment Store on 0800 331 041

**Website:** [www.benthamam.com](http://www.benthamam.com)

**PDS:** [Bentham Global Income Fund NZD PDS](#)

**Zenith:** The Zenith Investment Partners ("Zenith") Australian Financial Services License No. 226872 rating (assigned March 2019) referred to in this document is limited to "General Advice" (as defined by the Corporations Act 2001) for Wholesale clients only. This advice has been prepared without taking into account the objectives, financial situation or needs of any individual. It is not a specific recommendation to purchase, sell or hold the relevant product(s). Investors should seek independent financial advice before making an investment decision and should consider the appropriateness of this advice in light of their own objectives, financial situation and needs. Investors should obtain a copy of, and consider the PDS or offer document before making any decision and refer to the full Zenith Product Assessment available on the Zenith website. Zenith usually charges the product issuer, fund manager or a related party to conduct Product Assessments. Full details regarding Zenith's methodology, ratings definitions and regulatory compliance are available on our Product Assessment's and at <http://www.zenithpartners.com.au/RegulatoryGuidelines>.

**Morningstar:** The Morningstar Analyst Rating™ for Bentham Global Income Fund is 'Silver' as of 30/01/2019. © 2019 Morningstar, Inc. All rights reserved. Neither Morningstar, its affiliates, nor the content providers guarantee the data or content contained herein to be accurate, complete or timely nor will they have any liability for its use or distribution. Any general advice or 'class service' have been prepared by Morningstar Australasia Pty Ltd (ABN: 95 090 665 544, AFSL: 240892) and/or Morningstar Research Ltd, subsidiaries of Morningstar, Inc, without reference to your objectives, financial situation or needs. Refer to our Financial Services Guide (FSG) for more information at [www.morningstar.com.au/s/fsg.pdf](http://www.morningstar.com.au/s/fsg.pdf). You should consider the advice in light of these matters and if applicable, the relevant Product Disclosure Statement before making any decision to invest. Our publications, ratings and products should be viewed as an additional investment resource, not as your sole source of information. Past performance does not necessarily indicate a financial product's future performance. To obtain advice tailored to your situation, contact a professional financial adviser.

This material has been prepared by Bentham Asset Management ABN 92 140 833 674 AFSL 356199 (Bentham), the investment manager of Bentham Global Income Fund NZD (Fund). Fidante Partners Limited ABN 94 002 835 592 AFSL 234668 (Fidante) is a member of the Challenger Limited group of companies (**Challenger Group**) and is the responsible entity of the Fund. Other than information which is identified as sourced from Fidante in relation to the Fund, Fidante is not responsible for the information in this material, including any statements of opinion.

It is general information only and is not intended to provide you with financial advice or take into account your objectives, financial situation or needs. You should consider, with a financial adviser, whether the information is suitable to your circumstances. The Fund's Target Market Determination and Product Disclosure Statement (PDS) available at [www.fidante.com](http://www.fidante.com) should be considered before making a decision about whether to buy or hold units in the Fund. To the extent permitted by law, no liability is accepted for any loss or damage as a result of any reliance on this information.

Past performance is not a reliable indicator of future performance.

Bentham and Fidante have entered into arrangements in connection with the distribution and administration of financial products to which this material relates. In connection with those arrangements, Bentham and Fidante may receive remuneration or other benefits in respect of financial services provided by the parties.

Fidante is not an authorised deposit-taking institution (ADI) for the purpose of the Banking Act 1959 (Cth), and its obligations do not represent deposits or liabilities of an ADI in the Challenger Group (**Challenger ADI**) and no Challenger ADI provides a guarantee or otherwise provides assurance in respect of the obligations of Fidante. Investments in the Fund are subject to investment risk, including possible delays in repayment and loss of income or principal invested. Accordingly, the performance, the repayment of capital or any particular rate of return on your investments are not guaranteed by any member of the Challenger Group.