

Bentham Syndicated Loan Fund NZD

March 2026

Fund Aim

The Fund aims to provide investors with a diversified exposure to the global syndicated loan market with an active allocation to investments in different industries, issuers and geographies.

Fund Performance as at 31 March 2026

	1 month	3 months	6 months	1 year	3 years (p.a.)	5 years (p.a.)	10 Year (p.a.)	Since inception (p.a.)
Gross return (before fees)	0.42	-0.95	0.16	3.16	7.79	5.70	5.95	5.91
Total return (after fees) ¹	0.35	-1.15	-0.25	2.33	6.95	4.80	5.07	5.02
Benchmark	0.48	-0.81	0.07	3.73	7.73	5.77	5.53	5.39
Active return (after fees) ²	-0.13	-0.34	-0.32	-1.40	-0.78	-0.96	-0.46	-0.37

Source: Fidante Partners. Past performance is not indicative of future performance. Returns may be volatile and may vary from year to year.

¹ Total Return (after fees) is calculated using pre-distribution month end withdrawal unit prices, and assumes all income is reinvested in additional units. Total Return equals Growth return (after fees) plus Distribution return (after fees).

² Active Return of the Fund is the difference between the Total Return and the return of the Benchmark Morningstar LSTA US Leveraged Loan Index(hedged into NZD). Gross Returns (before fees) are calculated by adding back the fees and expenses deducted. Please refer to the PDS for more information on fees and expenses.

Portfolio and Market Returns

The Bentham Syndicated Loan Fund NZD had a total return (after fees) of 0.35% in the month of March, underperforming the benchmark (Morningstar LSTA US Leveraged Loan Index hedged into NZD) by 0.13%. On a before fees basis the fund returned 0.42% for the month, underperforming the benchmark by 0.06%.

Fund Statistics

At month end, the Fund had a yield to maturity of 7.64% and running yield of 5.23%, with the credit yield spread increasing by 31 bps to 497 bps during the month. The Fund had an interest rate duration of 0.36 years and credit duration of 3.34 years.

Leveraged Loan Market

The top performing leveraged loan industries in March were Health Care Providers & Services, Health Care Technology and Capital Markets with returns (sector performance in USD terms) of 1.49%, 1.48% and 1.38% respectively. The worst performing loan industries were Building Products, Paper & Forest Products and Household Products with returns of -5.18%, -3.10% and -2.94% respectively.

Portfolio Exposures

The Fund's three largest industry exposures are 16.4% in Diversified/Conglomerate Service, 12.0% in Electronics and 8.0% in Finance. The Fund's top three company exposures are 2.0% in Hologic, 1.2% in Abg Intermediate Holdings 2 and 0.9% in Corelogic. During the month, the Fund increased its exposure to Platin2025, KKR Apple and Ocs; with decreased exposures to Idemia Group S A S, Keter and Mariner Wealth Advisors.

Portfolio Summary Statistics

Yield to maturity	7.64%
Running yield	5.23%
Credit spread ³	+497bps
Number of issuers	467
Interest rate duration	0.36 years
Credit duration	3.34 years
Average Credit Quality ⁴	B+
Fund size	NZ\$43,350,745
Strategy AUM	A\$2,327,065,011
Strategy Inception Date	16-Aug-04

Risk Characteristics

5 Year Volatility ⁵	3.15
5 Year Sharpe Ratio ⁶	0.69
5 Year Tracking Error ⁷	0.91
5 Year Information Ratio ⁸	-0.08

Fund Distributions

Distribution frequency	Monthly
Monthly distribution ⁹	0.46% (Mar 2026)
Target distribution rate (FY26) ¹⁰	1m NZ BKBM + 3.0%

³ Spread over the swap rate.

⁴ An assigned credit rating of BBB-/Baa3 or better by a credit rating agency.

⁵ Volatility is Standard Deviation.

⁶ Sharpe Ratio is the excess return over the Bloomberg NZBond Bank Bill Index (before fees) divided by Standard Deviation.

⁷ Tracking Error is the Standard Deviation of the Active Return (before fees).

⁸ Information Ratio is the Active Return (before fees) divided by the Tracking Error.

⁹ Calculated as the cents per unit (CPU) distribution at the month end divided by the ex-distribution unit price at the start of the month.

¹⁰ Bentham intends to achieve the distribution rate for FY2026 with taxable income. If there is a shortfall of taxable income, the distribution may possibly include a capital return.

The current distribution rate setting was based on the running yield of the Fund as at 30 June 2025 and assumes the Fund continues to achieve an equivalent yield for FY2026. Actual distributions, however, can differ from this setting because of future matters which are not known or able to be presently identified.

Bentham Syndicated Loan Fund NZD

March 2026

Monthly Distribution Returns History (%)¹

Financial Year	Jul	Aug	Sep	Oct	Nov	Dec	Jan	Feb	Mar	Apr	May	Jun	YTD ²
2026	0.52	0.52	0.51	0.48	0.50	0.45	0.46	0.46	0.46	-	-	-	4.29
2025	0.76	0.75	0.74	0.72	0.69	0.66	0.66	0.60	0.55	0.55	0.54	0.56	7.94
2024	0.84	0.84	0.84	0.83	0.84	0.84	0.84	0.85	0.85	0.85	0.84	0.85	10.57
2023	0.60	0.65	0.67	0.70	0.71	0.78	0.77	0.79	0.81	0.84	0.85	1.11	9.57
2022	0.31	0.31	0.31	0.33	0.33	0.35	0.36	0.37	0.38	0.39	0.43	0.51	4.20
2021	0.40	0.39	0.40	0.39	0.40	0.40	0.40	0.40	0.39	1.49	1.51	2.46	9.70

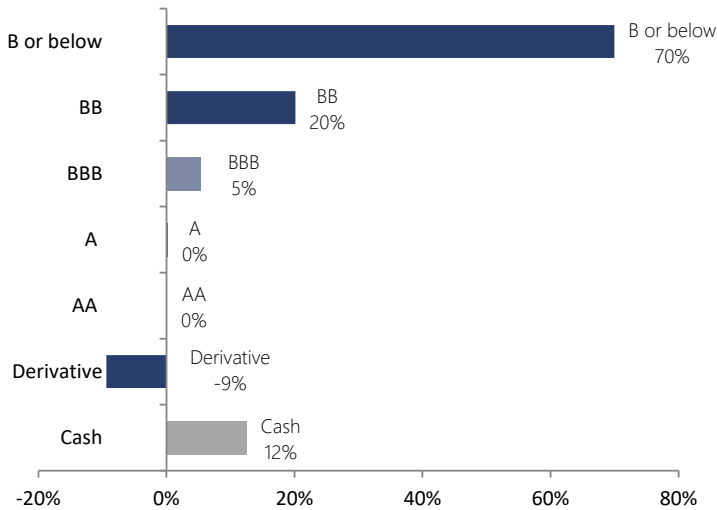
Source: Fidante Partners

Past distributions are no indication of future distributions.

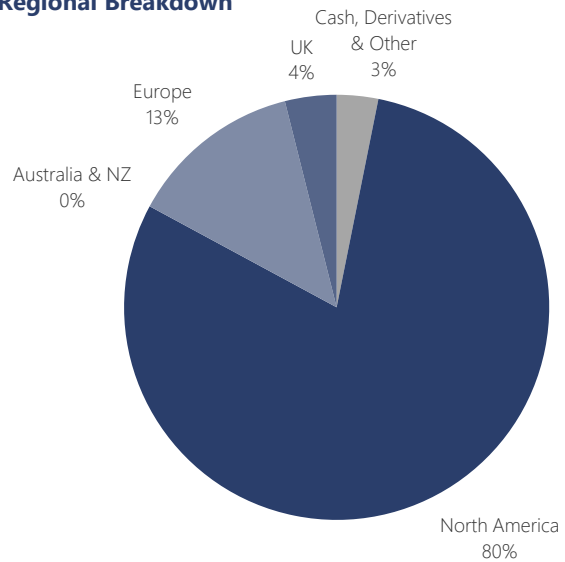
¹ Calculated as the cents per unit (CPU) distribution at month end divided by the ex-distribution unit price at the start of the month.

² Annual distribution return (Year-to-Date) is calculated as the Total Return (after fees) minus Growth Return. Total Return (after fees) is calculated using pre-distribution month end withdrawal unit price, and assumes distributions are reinvested. Growth Return equals the percentage change in unit price.

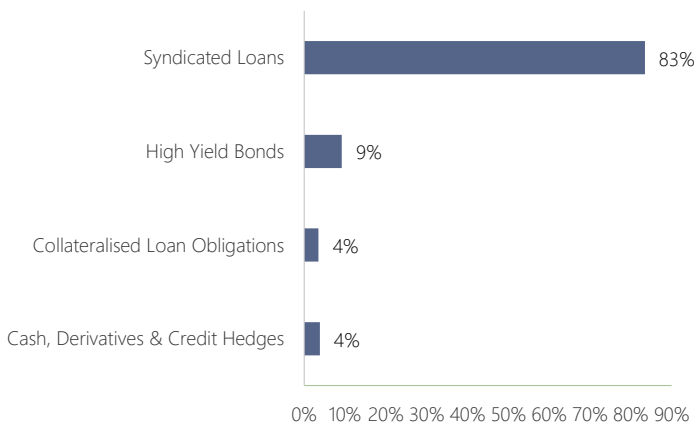
Credit Rating Breakdown



Regional Breakdown



Portfolio Asset Allocation



Top 5 Industry Exposures (Moody's SIC)

Diversified/Conglomerate Service	16.4%
Electronics	12.0%
Finance	8.0%
Healthcare, Education and Childcare	7.9%
Diversified/Conglomerate Manufacturing	6.2%

Pricing and Fees

Unit frequency pricing	Daily
Management fee	0.01
Recoverable expenses	0.00% (Mar 2026)
Buy/sell spread ³	+0.400%/-0.400%
Entry and exit fees	Nil
Minimum initial investment	NZ\$50,000

³ Buy/sell spread is retained in the Fund to cover transaction costs. It is not paid to the Investment Manager. The buy/sell spread is reviewed on a monthly basis to ensure it fairly reflects market transaction costs.

Bentham Syndicated Loan Fund NZD

March 2026

Fund Overview

Inception date	30 September 2013
APIR code	165 696 300
Benchmark	Morningstar LSTA US Leveraged Loan Index (hedged into NZD) * Effective 1 May 2025, the benchmark was changed to Morningstar LSTA US Leveraged Loan Index (hedged into NZD). Prior to this, the benchmark was CS Leveraged Loan Index (hedged into NZD).
Return objective	The Fund aims to achieve investment returns above the Benchmark over the suggested investment time frame
Suggested investment time frame	Medium term, minimum 3 years
Interest rate risk	Predominantly floating rate
Currency	Hedged into New Zealand dollars
Fund features	<ul style="list-style-type: none"> • Access to global senior secured syndicated loans which are not generally available to direct retail investors • Regular monthly distributions • High running yield with low interest rate risk • Fund track record 10+ years • Strategy track record 20+ years • Loans are valued to market prices daily – with daily unit pricing

More information:

Fund Information (for Wholesale and Institutional investors):

Daniel Conti, CAIA
 Senior Portfolio Specialist
 Bentham Asset Management
 Tel. +61 2 9994 7923
 Email: daniel.conti@benthamam.com

Kate Harris
 Senior Portfolio Specialist
 Bentham Asset Management
 Tel: +61 2 9994 7329
 Email: kate.harris@benthamam.com

David Livera
 Director - Wholesale Distribution
 Bentham Asset Management
 Tel. +61 3 9947 9412
 Email: david.livera@benthamam.com

René Tetteroo
 Senior Distribution Manager
 Bentham Asset Management
 Tel: +61 402 720 471
 Email: rene.tetteroo@benthamam.com

Joshua Poi
 Business Development Manager
 Bentham Asset Management
 Tel. +61 2 9994 7977
 Email: joshua.poi@benthamam.com

Retail Investors: Fidante Partners Investor Services on 13 51 53 or info@fidante.com.au

Zenith: The Zenith Investment Partners ("Zenith") Australian Financial Services License No. 226872 rating (assigned March 2019) referred to in this document is limited to "General Advice" (as defined by the Corporations Act 2001) for Wholesale clients only. This advice has been prepared without taking into account the objectives, financial situation or needs of any individual. It is not a specific recommendation to purchase, sell or hold the relevant product(s). Investors should seek independent financial advice before making an investment decision and should consider the appropriateness of this advice in light of their own objectives, financial situation and needs. Investors should obtain a copy of, and consider the PDS or offer document before making any decision and refer to the full Zenith Product Assessment available on the Zenith website. Zenith usually charges the product issuer, fund manager or a related party to conduct Product Assessments. Full details regarding Zenith's methodology, ratings definitions and regulatory compliance are available on our Product Assessment's and at <http://www.zenithpartners.com.au/RegulatoryGuidelines>.

Morningstar: The Morningstar Analyst Rating™ for Bentham Global Income Fund is 'Silver' as of 30/01/2019. © 2019 Morningstar, Inc. All rights reserved. Neither Morningstar, its affiliates, nor the content providers guarantee the data or content contained herein to be accurate, complete or timely nor will they have any liability for its use or distribution. Any general advice or 'class service' have been prepared by Morningstar Australasia Pty Ltd (ABN: 95 090 665 544, AFSL: 240892) and/or Morningstar Research Ltd, subsidiaries of Morningstar, Inc, without reference to your objectives, financial situation or needs. Refer to our Financial Services Guide (FSG) for more information at www.morningstar.com.au/s/fsg.pdf. You should consider the advice in light of these matters and if applicable, the relevant Product Disclosure Statement before making any decision to invest. Our publications, ratings and products should be viewed as an additional investment resource, not as your sole source of information. Past performance does not necessarily indicate a financial product's future performance. To obtain advice tailored to your situation, contact a professional financial adviser.

This material has been prepared by Bentham Asset Management ABN 92 140 833 674 AFSL 356199 (Bentham), the investment manager of Bentham Syndicated Loan Fund NZD (Fund). Fidante Partners Limited ABN 94 002 835 592 AFSL 234668 is a member of the Challenger Limited group of companies (**Challenger Group**) and is the responsible entity of the Fund. Other than information which is identified as sourced from Fidante in relation to the Fund, Fidante is not responsible for the information in this material, including any statements of opinion.

It is general information only and is not intended to provide you with financial advice or take into account your objectives, financial situation or needs. You should consider, with a financial adviser, whether the information is suitable to your circumstances. The Fund's Target Market Determination and Product Disclosure Statement (PDS) available at www.fidante.com should be considered before making a decision about whether to buy or hold units in the Fund. To the extent permitted by law, no liability is accepted for any loss or damage as a result of any reliance on this information.

Past performance is not a reliable indicator of future performance.

Bentham and Fidante have entered into arrangements in connection with the distribution and administration of financial products to which this material relates. In connection with those arrangements, Bentham and Fidante may receive remuneration or other benefits in respect of financial services provided by the parties.

Fidante is not an authorised deposit-taking institution (ADI) for the purpose of the Banking Act 1959 (Cth), and its obligations do not represent deposits or liabilities of an ADI in the Challenger Group (**Challenger ADI**) and no Challenger ADI provides a guarantee or otherwise provides assurance in respect of the obligations of Fidante. Investments in the Fund are subject to investment risk, including possible delays in repayment and loss of income or principal invested. Accordingly, the performance, the repayment of capital or any particular rate of return on your investments are not guaranteed by any member of the Challenger Group.