

# Bentham Global Income PIE Fund NZD

**March 2026**

## Investment Objective

The Bentham Global Income PIE Fund (Fund) provides exposure to global credit markets and aims to generate income with some potential for capital growth over the medium to long term

## Fund Performance as at 31 Mar 2026

	1 month	3 months	6 months	1 year	2 year	Since inception (p.a.)
Gross return (before fees)	-2.00%	-1.21%	-0.69%	0.69%	3.21%	5.13%
Net of Fees	-2.07%	-1.44%	-0.74%	0.25%	2.62%	4.42%
Benchmark	-0.68%	0.01%	-0.37%	1.78%	3.02%	3.37%

Source: Fundrock. Past performance is not indicative of future performance. Returns may be volatile and may vary from year to year.

<sup>1</sup> Total Return (after fees) is calculated using pre-distribution month end withdrawal unit prices, and assumes all income is reinvested in additional units. Total Return equals Growth return (after fees) plus Distribution return (after fees).

<sup>2</sup> Active Return of the Fund is the difference between the Total Return and the return of the Benchmark. Gross Returns (before fees) are calculated by adding back the fees and expenses deducted. Please refer to the PDS for more information on fees and expenses.

## Portfolio Returns

The Bentham Global Income PIE Fund NZD had a total return (after fees) of -2.07% in the month of March, underperforming the benchmark (50% Bloomberg AusBond Bank Bill Index (hedged to NZD), 50% Bloomberg AusBond Composite Index (hedged to NZD)) by 1.39%.

## Market Update

March saw heightened market volatility amidst turbulent geopolitical conditions in the Middle East. The U.S. and Iran conflict resulted in disruption to energy flows through the Strait of Hormuz, triggering a sharp repricing across markets. Oil prices surged dramatically, with Brent crude rising over 66% from US\$72/bbl to a peak of US\$119.5/bbl over the month, closing the month at \$118/bbl. The closure of the Strait of Hormuz created the largest oil supply shock on record, renewing global inflation concerns which have forced markets to reassess central bank monetary policy trajectories.

The oil-price shock bolstered inflation concerns and the 'higher for longer' rates narrative, as economic data stayed resilient and inflation remained sticky. Key central banks including the US Federal Reserve, European Central Bank, Bank of England, and Bank of Japan, held interest rates steady in March. While the RBA raised the cash rate by 25 bps to 4.10%, its second hike of the year, citing the risk that inflation would overshoot its target range for a prolonged period.

Global fixed income markets reflected the difficult inflation and growth backdrop. Australian bonds sold off as the RBA's hawkish stance caused. The 10-year yield rose 32bps to 4.97% over the month. German 10-year bond yields briefly rose to their highest level since 2011, reaching 3.03% in mid March.

On the credit side, US IG Corporates widened 4 bps over the month, and the US High Yield Bond CP Constrained rose 17 bps over the month. CLO spreads widened across the capital stack, with the BBB US CLO index widening 39 bps to 352 bps and BB US CLOs widening 161 bps to 408 bps.

Bentham's multi-sector portfolios remain conservatively positioned, maintaining a meaningful allocation to high quality investment grade fixed income, simultaneously reducing exposure to non investment grade credit. Bentham continues to actively manage its duration positioning, reducing interest rate duration across all multi-sector portfolios through to March end, then adding back duration in the first week of April. Bentham continues to monitor developments in the Middle East closely, which remains the driving force in global markets.

## Portfolio Summary Statistics

Yield to maturity	4.34%
Running yield	2.58%
Credit spread <sup>3</sup>	+147bps
Number of issuers	798
Interest rate duration	4.69 years
Credit duration	3.22 years
Investment Grade Exposure <sup>4</sup>	90% of portfolio
Fund size	NZ\$179,839,237
Strategy AUM	A\$3,949,621,148
Strategy Inception Date	16-Sep-03

## Fund Distributions

Distribution frequency	Monthly
Monthly distribution <sup>9</sup>	0.34%
Target distribution rate (FY26) <sup>10</sup>	4.00%

<sup>3</sup> Spread over the swap rate.

<sup>4</sup> The investment grade exposure is calculated using a duration adjusted Moody's Weighted Average Rating Factor (WARF) for both the S&P and Moody's security credit ratings within a portfolio.

<sup>5</sup> Volatility is Standard Deviation.

<sup>6</sup> Sharpe Ratio is the excess return over the Bloomberg AusBond Bank Bill Index (before fees) divided by Standard Deviation.

<sup>7</sup> Tracking Error is the Standard Deviation of the Active Return (before fees).

<sup>8</sup> Information Ratio is the Active Return (before fees) divided by the Tracking Error.

<sup>9</sup> Calculated as the cents per unit (CPU) distribution at the month end divided by the ex-distribution unit price at the start of the month.

<sup>10</sup> Bentham intends to achieve the distribution rate for FY2026 with taxable income. If there is a shortfall of taxable income, the distribution may possibly include a capital return. The current distribution rate setting was based on the running yield of the Fund as at 30 June 2025 and assumes the Fund continues to achieve an equivalent yield for FY2026. Actual distributions, however, can differ from this setting because of future matters which are not known or able to be presently identified.

**Bentham Global Income PIE Fund NZD**

March 2026

**Monthly Distribution Returns History (%)<sup>1</sup>**

Financial Year <sup>2</sup>	Jul	Aug	Sep	Oct <sup>3</sup>	Nov	Dec	Jan	Feb	Mar	Apr	May	Jun	YTD <sup>4</sup>
2025-2026	0.34%	0.33%	0.33%	0.33%	0.34%	0.34%	0.34%	0.34%	0.34%	0.34%			2.99%
2024-2025	0.50%	0.51%	0.52%	0.76%	0.48%	0.55%	0.49%	0.47%	0.53%	0.50%	0.48%	0.53%	6.04%
2023-2024	-	0.62%	0.62%	0.61%	0.60%	0.62%	0.64%	0.64%	0.64%	0.64%	0.63%	0.63%	8.39%

Source: Fundrock

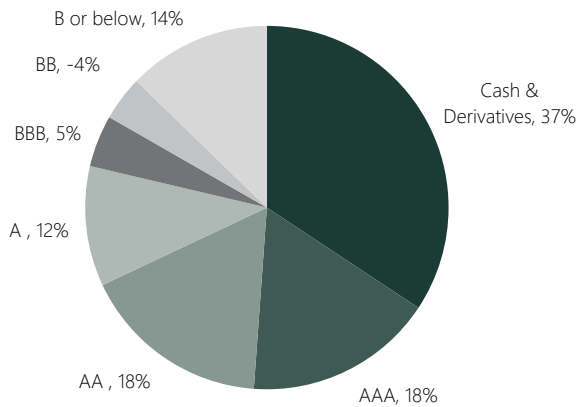
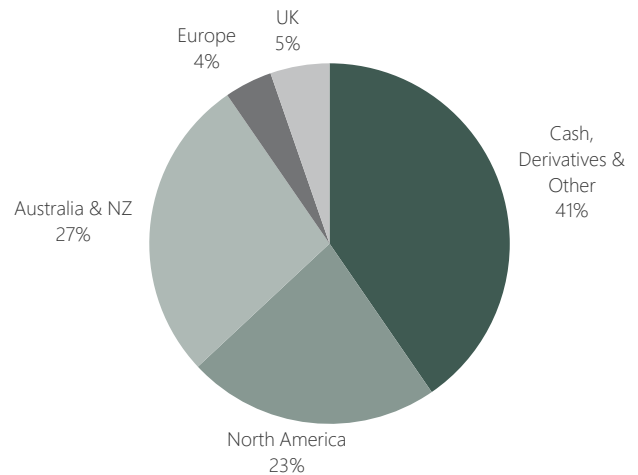
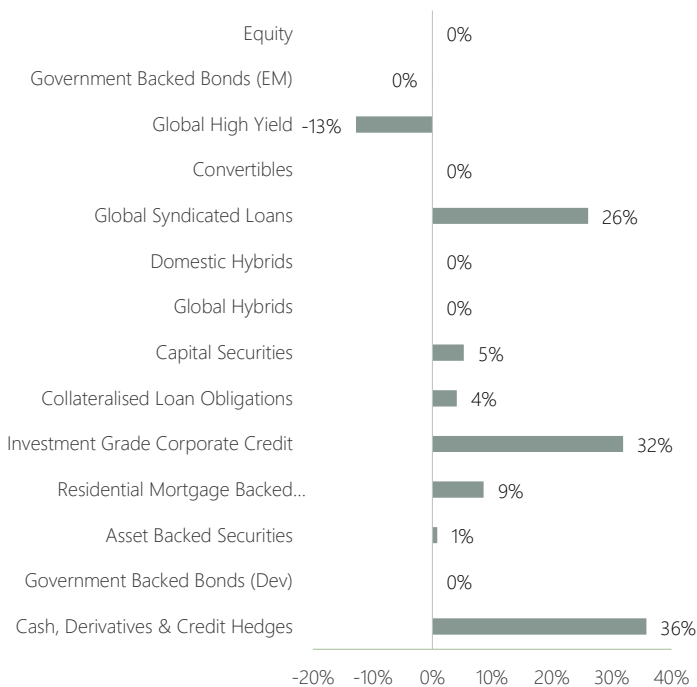
Past distributions are no indication of future distributions.

<sup>1</sup> Calculated as the cents per unit (CPU) distribution at month end divided by the ex-distribution unit price at the start of the month.

<sup>2</sup> Australian financial year.

<sup>3</sup> In Oct-24, monthly distribution payments moved from start to the middle of the month, with Nov-24 being the first mid-month distribution, Oct-24 distribution was omitted.

<sup>4</sup> Annual distribution return (Year-to-Date) is calculated as the Total Return (after fees) minus Growth Return. Total Return (after fees) is calculated using pre-distribution month end withdrawal unit price, and assumes distributions are reinvested. Growth Return equals the percentage change in unit price.

**Credit Rating Breakdown**

**Regional Breakdown**

**Portfolio Asset Allocation**

**Top 5 Industry Exposures (Moody's SIC)**

Banking	23.4%
Sovereign, Quasi Sovereign, Municipal	19.2%
RMBS	8.6%
CLO	5.0%
Diversified/Conglomerate Service	4.0%

**Pricing and Fees**

Unit frequency pricing	Daily
Management fee <sup>3</sup>	0.83%
Buy/sell spread <sup>4</sup>	+0.170%/-0.170%
Entry and exit fees	Nil
Minimum initial investment	NZ\$50,000

<sup>3</sup> Management fee includes GST.

<sup>4</sup> Buy/sell spread is retained in the Fund to cover transaction costs. It is not paid to the Investment Manager. The buy/sell spread is reviewed on a monthly basis to ensure it fairly reflects market transaction costs.

**Bentham Global Income PIE Fund NZD**

March 2026

**Fund Overview**

Portfolio Manager	Richard Quin
Inception date	11 April 2023
Benchmark	50% Bloomberg Ausbond Composite Bond Index (hedged to NZD) and 50% Bloomberg Ausbond Bank Bill Index (hedged to NZD)
Investment universe	Global credit and fixed interest markets, including but not limited to, government backed bonds, securitised credit, global syndicated loans, global high yield bonds, equities and derivatives
Credit quality	Actively managed. Minimum exposure of 50% to investment grade rated securities
Interest rate exposure	Actively managed
Currency	Aims to be fully hedged to NZD
Fund features	<ul style="list-style-type: none"> <li>• Active specialist management</li> <li>• Access to global investment opportunities not typically available to direct retail investors</li> <li>• Highly diversified portfolio</li> <li>• Regular monthly distributions</li> <li>• Daily unit pricing</li> <li>• Strategy track record 20+ years</li> <li>• Competitive fee</li> </ul>

## More information:

## Fund Information (for Wholesale and Institutional investors):

Daniel Conti, CAIA  
 Senior Portfolio Specialist  
 Bentham Asset Management  
 Tel. +61 2 9994 7923  
 Email: [daniel.conti@benthamam.com](mailto:daniel.conti@benthamam.com)

Kate Harris  
 Senior Portfolio Specialist  
 Bentham Asset Management  
 Tel: +61 2 9994 7329  
 Email: [kate.harris@benthamam.com](mailto:kate.harris@benthamam.com)

David Livera  
 Director - Wholesale Distribution  
 Bentham Asset Management  
 Tel. +61 3 9947 9412  
 Email: [david.livera@benthamam.com](mailto:david.livera@benthamam.com)

René Tetteroo  
 Senior Distribution Manager  
 Bentham Asset Management  
 Tel: +61 402 720 471  
 Email: [rene.tetteroo@benthamam.com](mailto:rene.tetteroo@benthamam.com)

Joshua Poi  
 Business Development Manager  
 Bentham Asset Management  
 Tel. +61 2 9994 7977  
 Email: [joshua.poi@benthamam.com](mailto:joshua.poi@benthamam.com)

**Retail Investors:** Retail Investors: FundRock NZ Investor Services, +64 (0) 4 499 9654 or [contact@fundrock.com](mailto:contact@fundrock.com)

**Advisers:** New Zealand Advisers, contact The Investment Store on 0800 331 041

**Institutional Investors / Consultants:** Contact The Investment Store on 0800 331 041

**Website:** [Documents and Reporting | FundRock New Zealand](#)

**PDS:** [Documents and Reporting | FundRock New Zealand](#)

This publication is provided by Bentham Asset Management Pty Limited (Bentham) in good faith and is designed as a summary to accompany the Product Disclosure Statement (PDS) for the Scheme. The PDS is available from the issuer of the Scheme, FundRock NZ Limited (FundRock) at [www.fundrock.com/fundrock-new-zealand/frnz-documents-and-reporting/](http://www.fundrock.com/fundrock-new-zealand/frnz-documents-and-reporting/) and at <https://discloseregister.companiesoffice.govt.nz/>. The information contained in this publication is not an offer of units in the Fund or a proposal or an invitation to make an offer to sell, or a recommendation to subscribe for or purchase, any units in the Fund. Any person wishing to apply for units in the Fund must complete the application form which is available from Bentham or FundRock. The information and any opinions in this publication are based on sources that Bentham believes are reliable and accurate. Bentham, its directors, officers and employees make no representations or warranties of any kind as to the accuracy or completeness of the information contained in this publication and disclaim liability for any loss, damage, cost or expense that may arise from any reliance on the information or any opinions, conclusions or recommendations contained in it, whether that loss or damage is caused by any fault or negligence on the part of Bentham, or otherwise, except for any statutory liability which cannot be excluded. All opinions reflect Bentham's judgment on the date of this publication and are subject to change without notice. This disclaimer extends to FundRock, and any entity that may distribute this publication. The information in this publication is not intended to be financial advice for the purposes of the Financial Markets Conduct Act 2013, as amended by the Financial Services Legislation Amendment Act 2019. In particular, in preparing this document, Bentham did not take into account the investment objectives, financial situation and particular needs of any particular person. Professional investment advice from an appropriately qualified adviser should be taken before making any investment. Past performance is not necessarily indicative of future performance, unit prices may go down as well as up and an investor in the Fund may not recover the full amount of the capital that they invest. No part of this document may be reproduced without the permission of Bentham or FundRock. FundRock is the issuer and manager of the Scheme. Bentham is the investment manager of the Scheme