

## Bentham Global Income Fund

December 2025

### Investment Objective

The Fund provides exposure to global credit markets and aims to generate income with some potential for capital growth over the medium to long term.

### Fund Performance as at 31 December 2025 (%)

	1 month	3 months	6 months	1 year	3 years (p.a.)	5 years (p.a.)	7 years (p.a.)	10 years (p.a.)	15 years (p.a.)	20 years (p.a.)	Since inception (p.a.)
Gross return (before fees)	-0.18	1.17	0.91	4.43	6.28	4.81	4.98	5.38	6.53	6.76	6.96
Growth return (after fees)	-0.61	-0.15	-1.66	-1.38	-0.33	-1.54	-0.97	-0.40	0.00	-0.33	-0.09
Distribution return	0.36	1.13	2.23	5.03	5.87	5.62	5.16	5.00	5.74	6.30	6.25
Total return (after fees) <sup>1</sup>	-0.24	0.98	0.57	3.66	5.54	4.07	4.19	4.60	5.74	5.96	6.16
Benchmark	-0.16	-0.12	0.54	3.58	3.93	1.15	1.79	2.09	3.05	3.72	3.93
Active return (after fees) <sup>2</sup>	-0.08	1.10	0.03	0.07	1.61	2.92	2.40	2.51	2.69	2.25	2.23

Source: Fidante Partners. Past performance is not indicative of future performance. Returns may be volatile and may vary from year to year.

<sup>1</sup> Total Return (after fees) is calculated using pre-distribution month end withdrawal unit prices, and assumes all income is reinvested in additional units. Total Return equals Growth return (after fees) plus Distribution return (after fees).

<sup>2</sup> Active Return of the Fund is the difference between the Total Return and the return of the Benchmark. Gross Returns (before fees) are calculated by adding back the fees and expenses deducted. Please refer to the PDS for more information on fees and expenses.

### Portfolio Returns

The Bentham Global Income Fund had a total return (after fees) of -0.24% in the month of December, underperforming the benchmark (50% Bloomberg AusBond Bank Bill Index, 50% Bloomberg AusBond Composite Index) by 0.08%. On a before fees basis the fund returned -0.18% for the month, underperforming the benchmark by 0.02%.

The top contributors to performance included Bond, Global High Yield and Global Syndicated Loans; whilst the bottom performing contributors included Investment Grade Credit, Bond and Global Hybrids.

### Market Update

Markets were mixed in December, with Australian equities outperforming global counterparts while domestic bonds lagged. The S&P/ASX 200 rallied on the strength of the resources and banking sectors, but unhedged global equity returns were eroded by a surging Australian Dollar.

In fixed income, global markets generally sold off. Yields rose across the US, Eurozone, and Japan, where the Bank of Japan raised its policy rate to 0.75%, a 30-year high. Conversely, UK Gilts rallied following better than expected inflation data. The Australian market was a notable laggard, with domestic rates climbing 22bps as the RBA held the cash rate at 3.60% while maintaining a hawkish stance. Citing persistent inflation and a tight labour market, the RBA prompted markets to price in two potential rate hikes for 2026.

Credit markets performed well over December as spreads tightened across the board. In the US, investment-grade corporates narrowed by 3bps, high-yield by 12bps, and leveraged loans by 11bps. Capital Securities (Tier 1 and Tier 2) also outperformed.

The Bentham multi sector Funds were lower for the Month but posted modest gains for the year. The multi-sector portfolio remains defensively positioned into 2026.

### Portfolio Summary Statistics

Yield to maturity	5.31%
Running yield	4.33%
Credit spread <sup>3</sup>	+123bps
Number of issuers	811
Interest rate duration	6.58 years
Credit duration	2.51 years
Investment grade <sup>4</sup> exposure	89% of portfolio
Fund size	A\$4,047,484,848

### Risk Characteristics

5 Year Volatility <sup>5</sup>	5.03
5 Year Sharpe Ratio <sup>6</sup>	0.42
5 Year Tracking Error <sup>7</sup>	3.87
5 Year Information Ratio <sup>8</sup>	0.95

### Fund Distributions

Distribution frequency	Monthly
Monthly distribution <sup>9</sup>	0.36% (Dec 2025)
Target distribution rate (FY26) <sup>10</sup>	4.50%

<sup>3</sup> Spread over the swap rate.

<sup>4</sup> An assigned credit rating of BBB-/Baa3 or better by a credit rating agency.

<sup>5</sup> Volatility is Standard Deviation.

<sup>6</sup> Sharpe Ratio is the excess return over the Bloomberg AusBond Bank Bill Index (before fees) divided by Standard Deviation.

<sup>7</sup> Tracking Error is the Standard Deviation of the Active Return (before fees).

<sup>8</sup> Information Ratio is the Active Return (before fees) divided by the Tracking Error.

<sup>9</sup> Calculated as the cents per unit (CPU) distribution at the month end divided by the ex-distribution unit price at the start of the month.

<sup>10</sup> Bentham intends to achieve the distribution rate for FY2026 with taxable income. If there is a shortfall of taxable income, the distribution may possibly include a capital return.

The current distribution rate setting was based on the running yield of the Fund as at 30 June 2025 and assumes the Fund continues to achieve an equivalent yield for FY2026.

Actual distributions, however, can differ from this setting because of future matters which are not known or able to be presently identified.

**Monthly Distribution Returns History (%)<sup>1</sup>**

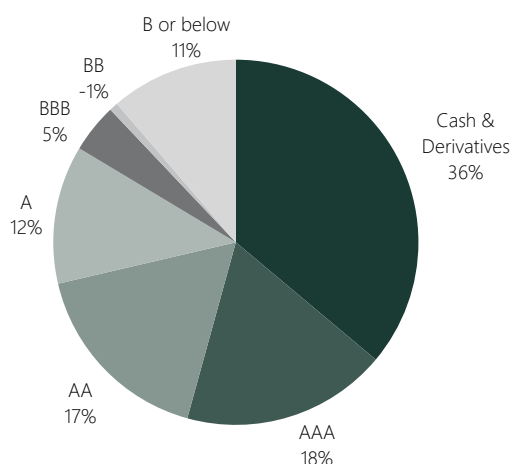
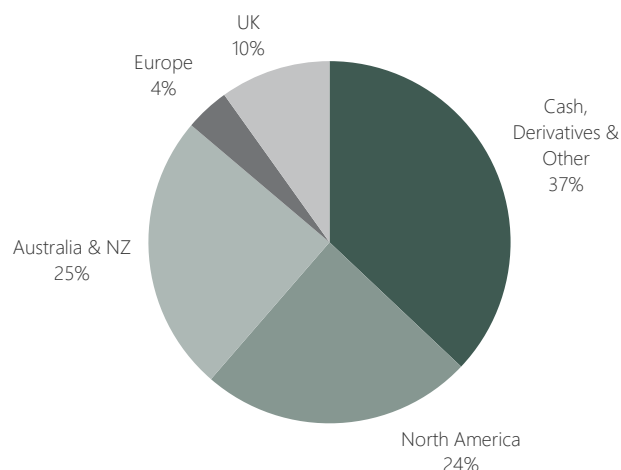
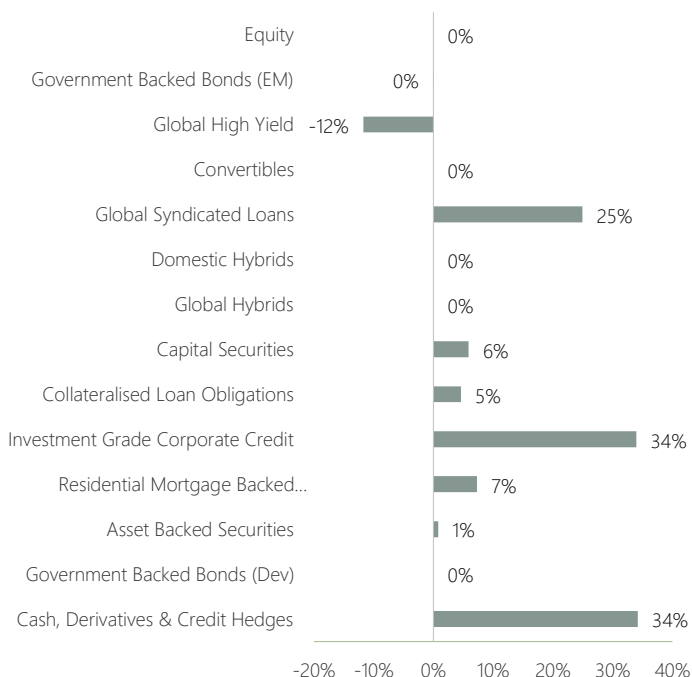
Financial Year	Jul	Aug	Sep	Oct	Nov	Dec	Jan	Feb	Mar	Apr	May	Jun	YTD <sup>2</sup>
2026	0.37	0.37	0.38	0.38	0.38	0.36	-	-	-	-	-	-	2.23
2025	0.47	0.45	0.45	0.45	0.46	0.46	0.45	0.46	0.46	0.45	0.46	0.45	5.69
2024	0.51	0.52	0.52	0.52	0.52	0.52	0.53	0.53	0.52	0.52	0.52	0.52	6.58
2023	0.54	0.54	0.54	0.55	0.54	0.54	0.55	0.54	0.54	0.54	0.55	0.54	6.40
2022	0.25	0.25	0.26	0.26	0.25	0.26	0.25	0.25	0.23	0.25	0.25	0.39	3.05
2021	0.29	0.28	0.28	0.29	0.29	0.30	0.29	0.30	0.83	0.85	0.85	1.07	6.39

Source: Fidante Partners

Past distributions are no indication of future distributions.

<sup>1</sup> Calculated as the cents per unit (CPU) distribution at month end divided by the ex-distribution unit price at the start of the month.

<sup>2</sup> Annual

**Credit Rating Breakdown**

**Regional Breakdown**

**Portfolio Asset Allocation**

**Top 5 Industry Exposures (Moody's SIC)**

Sovereign, Quasi Sovereign, Municipal	22.3%
Banking	19.5%
RMBS	7.3%
Diversified/Conglomerate Service	3.8%
Electronics	3.6%

**Pricing and Fees**

Unit frequency pricing	Daily
Management fee	0.7%
Recoverable expenses	0.05% (Dec 2025)
Buy/sell spread <sup>3</sup>	+0.170%/-0.170%
Entry and exit fees	Nil
Minimum initial investment	A\$10,000

<sup>3</sup> Buy/sell spread is retained in the Fund to cover transaction costs. It is not paid to the Investment Manager. The buy/sell spread is reviewed on a monthly basis to ensure it fairly reflects market transaction costs.

## Bentham Global Income Fund

December 2025

### Fund Overview

Inception date	16 September 2003
APIR code	CSA0038AU
Benchmark	50% Bloomberg Ausbond Composite Bond Index and 50% Bloomberg Ausbond Bank Bill Index
Investment universe	Global credit and fixed interest markets, including but not limited to, government backed bonds, securitised credit, global syndicated loans, global high yield bonds, equities and derivatives
Credit quality	Actively managed. Minimum exposure of 50% to investment grade rated securities
Interest rate exposure	Actively managed
Currency	Aims to be fully hedged to AUD
Fund features	<ul style="list-style-type: none"> <li>• Active specialist management</li> <li>• Access to global investment opportunities not typically available to direct retail investors</li> <li>• Highly diversified portfolio</li> <li>• Regular monthly distributions</li> <li>• Daily unit pricing</li> <li>• Australian domiciled trust with more than 20 years' track record</li> <li>• Competitive fee</li> </ul>

### Platform Availability & mFund Code

AMP Flexi Super MT	✓	OnePath PortfolioOne	✓
AMP PortfolioCare	✓	IOOF – Pursuit Select	✓
AMP PPS	✓	Macquarie Wrap Super	✓
AMP Wealthview	✓	Manager	
Asgard eWrap	✓	Macquarie Wrap	✓
Asgard Infiniti-Select	✓	Investment	
Asgard Master Trust	✓	MLC Wrap – IDPS	✓
North	✓	MLC Wrap – Super	✓
Summit	✓	MLC Navigator	✓
BT Panorama	✓	Netwealth – Public	✓
BT Wrap	✓	Oasis	✓
Federation	✓	Perpetual Wealth Focus	✓
FirstWrap	✓	PowerWrap	✓
Grow Wrap	✓	Synergy	✓
Hillross Portfolio Care	✓	uXchange	✓
HUB24	✓	CFS FC	✓
OnePath OneAnswer	✓	ASX mFund Settlement Service BAM05	



More information:

Daniel Conti, CAIA  
 Senior Portfolio Specialist  
 Bentham Asset Management  
 Tel. +61 2 9994 7923  
 Email: [daniel.conti@benthamam.com](mailto:daniel.conti@benthamam.com)

René Tetteroo  
 Senior Distribution Manager  
 Bentham Asset Management  
 Tel. +61 402 720 471  
 Email: [rene.tetteroo@benthamam.com](mailto:rene.tetteroo@benthamam.com)

Kate Harris  
 Senior Portfolio Specialist  
 Bentham Asset Management  
 Tel. +61 2 9994 7329  
 Email: [kate.harris@benthamam.com](mailto:kate.harris@benthamam.com)

Joshua Poi  
 Business Development Manager  
 Bentham Asset Management  
 Tel. +61 2 9994 7977  
 Email: [joshua.poi@benthamam.com](mailto:joshua.poi@benthamam.com)

David Livera  
 Director - Wholesale Distribution  
 Bentham Asset Management  
 Tel. +61 3 9947 9412  
 Email: [david.livera@benthamam.com](mailto:david.livera@benthamam.com)

**Retail Investors:** Fidante Partners Investor Services on 13 51 53 or [info@fidante.com.au](mailto:info@fidante.com.au)

**Advisers:** Please contact [funds@benthamam.com](mailto:funds@benthamam.com) or call 02 9994 7929

**Institutional Investors / Consultants:** [institutional@benthamam.com](mailto:institutional@benthamam.com)

**Website:** [www.benthamam.com](http://www.benthamam.com)

**PDS:** [Bentham Global Income Fund PDS](#)

**Zenith:** The Zenith Investment Partners ("Zenith") Australian Financial Services License No. 226872 rating (assigned March 2019) referred to in this document is limited to "General Advice" (as defined by the Corporations Act 2001) for Wholesale clients only. This advice has been prepared without taking into account the objectives, financial situation or needs of any individual. It is not a specific recommendation to purchase, sell or hold the relevant product(s). Investors should seek independent financial advice before making an investment decision and should consider the appropriateness of this advice in light of their own objectives, financial situation and needs. Investors should obtain a copy of, and consider the PDS or offer document before making any decision and refer to the full Zenith Product Assessment available on the Zenith website. Zenith usually charges the product issuer, fund manager or a related party to conduct Product Assessments. Full details regarding Zenith's methodology, ratings definitions and regulatory compliance are available on our Product Assessment's and at <http://www.zenithpartners.com.au/RegulatoryGuidelines>.

**Morningstar:** The Morningstar Analyst Rating™ for Bentham Global Income Fund is 'Silver' as of 30/01/2019. © 2019 Morningstar, Inc. All rights reserved. Neither Morningstar, its affiliates, nor the content providers guarantee the data or content contained herein to be accurate, complete or timely nor will they have any liability for its use or distribution. Any general advice or 'class service' have been prepared by Morningstar Australasia Pty Ltd (ABN: 95 090 665 544, AFSL: 240892) and/or Morningstar Research Ltd, subsidiaries of Morningstar, Inc, without reference to your objectives, financial situation or needs. Refer to our Financial Services Guide (FSG) for more information at [www.morningstar.com.au/s/fsg.pdf](http://www.morningstar.com.au/s/fsg.pdf). You should consider the advice in light of these matters and if applicable, the relevant Product Disclosure Statement before making any decision to invest. Our publications, ratings and products should be viewed as an additional investment resource, not as your sole source of information. Past performance does not necessarily indicate a financial product's future performance. To obtain advice tailored to your situation, contact a professional financial adviser.

This material has been prepared by Bentham Asset Management ABN 92 140 833 674 AFSL 356199 (Bentham), the investment manager of Bentham Global Income Fund (Fund). Fidante Partners Services Limited ABN 44 119 605 373 AFSL 320505 (Fidante) is a member of the Challenger Limited group of companies (**Challenger Group**) and is the responsible entity of the Fund. Other than information which is identified as sourced from Fidante in relation to the Fund, Fidante is not responsible for the information in this material, including any statements of opinion.

It is general information only and is not intended to provide you with financial advice or take into account your objectives, financial situation or needs. You should consider, with a financial adviser, whether the information is suitable to your circumstances. The Fund's Target Market Determination and Product Disclosure Statement (PDS) available at [www.fidante.com](http://www.fidante.com) should be considered before making a decision about whether to buy or hold units in the Fund. To the extent permitted by law, no liability is accepted for any loss or damage as a result of any reliance on this information.

Past performance is not a reliable indicator of future performance.

Bentham and Fidante have entered into arrangements in connection with the distribution and administration of financial products to which this material relates. In connection with those arrangements, Bentham and Fidante may receive remuneration or other benefits in respect of financial services provided by the parties.

Fidante is not an authorised deposit-taking institution (ADI) for the purpose of the Banking Act 1959 (Cth), and its obligations do not represent deposits or liabilities of an ADI in the Challenger Group (**Challenger ADI**) and no Challenger ADI provides a guarantee or otherwise provides assurance in respect of the obligations of Fidante. Investments in the Fund are subject to investment risk, including possible delays in repayment and loss of income or principal invested. Accordingly, the performance, the repayment of capital or any particular rate of return on your investments are not guaranteed by any member of the Challenger Group.