

Fund Aim

To provide investors with a diversified exposure to the global syndicated loan market with an active allocation to investments in different industries, issuers and geographies.

Fund Performance as at 30 September 2024 (%)

	1 month	3 months	6 months	1 year	3 years (p.a.)	5 years (p.a.)	7 years (p.a.)	10 years (p.a.)	15 years (p.a.)	Since inception (p.a.)
Gross return (before fees)	-0.07	1.06	2.73	8.21	5.37	4.75	4.53	5.30	7.54	7.44
Growth return (after fees)	-0.79	-1.05	-1.84	-1.32	-2.60	-3.11	-2.73	-1.73	-0.75	-0.85
Distribution return	0.65	1.94	4.19	8.72	7.07	6.98	6.38	6.16	7.41	7.40
Total return (after fees)¹	-0.14	0.89	2.35	7.40	4.47	3.88	3.65	4.43	6.66	6.56
Benchmark	0.64	1.78	3.39	8.33	5.22	4.53	4.36	4.67	6.48	6.05
Active return (after fees) ²	-0.78	-0.89	-1.04	-0.93	-0.75	-0.66	-0.71	-0.24	0.18	0.51

Source: Fidante Partners. Past performance is not indicative of future performance. Returns may be volatile and may vary from year to year.

¹ Total Return (after fees) is calculated using pre-distribution month end withdrawal unit prices, and assumes all income is reinvested in additional units. Total Return equals Growth return (after fees) plus Distribution return (after fees).

² Active Return of the Fund is the difference between the Total Return and the return of the Benchmark. Gross Returns (before fees) are calculated by adding back the fees and expenses deducted. Please refer to the PDS for more information on fees and expenses.

Portfolio and Market Returns

The Bentham Syndicated Loan Fund had a total return (after fees) of -0.14% in the month of September, underperforming the benchmark (Credit Suisse Leveraged Loan Index hedged into AUD) by 0.78%. On a before fees basis the fund returned -0.07% for the month, underperforming the benchmark by 0.71%.

Fund Statistics

At month end, the Fund had a yield to maturity of 7.80% and running yield of 7.75%, with the credit yield spread decreasing by 4 bps to 434 bps during the month. The Fund had an interest rate duration of 0.34 years and credit duration of 3.38 years.

Leveraged Loan Market

The discount margin (3 year) for the Index increased by 3 bps during the month to 498 bps.

The top performing leveraged loan industries in September were Media/Telecommunications, Housing and Retail with returns (sector performance in USD terms) of 1.44%, 1.01% and 0.99% respectively. The worst performing loan industries were Food And Drug, Aerospace and Transportation with returns of 0.02%, 0.09% and 0.30% respectively.

Portfolio Exposures

The Fund's three largest industry exposures are 13.3% in Electronics, 11.6% in Diversified/Conglomerate Service and 9.4% in Healthcare, Education and Childcare. The Fund's top three company exposures are 1.0% in Froneri Lux Finco, 1.0% in Hub International and 1.0% in Polaris Newco. During the month, the Fund increased its exposure to Icon Parent, Viant Medical and First Advantage; with decreased exposures to Polaris Newco, Claros Mortgage Trust and Presidio.

Portfolio Summary Statistics

Yield to maturity	7.80%
Running yield	7.75%
Credit spread ³	+434bps
Number of issuers	390
Interest rate duration	0.34 years
Credit duration	3.38 years
Average credit quality ⁴	B+
Fund size	A\$2,055,846,476

Risk Characteristics

5 Year Volatility ⁵	7.44
5 Year Sharpe Ratio ⁶	0.40
5 Year Tracking Error ⁷	1.04
5 Year Information Ratio ⁸	0.21

Fund Distributions

Distribution frequency	Monthly
Monthly distribution ⁹	0.65% (Sep 2024)
Target distribution rate (FY25) ¹⁰	1m BBSW + 3.5%

³ Spread over the swap rate.

⁴ The average credit quality is calculated using a duration adjusted Moody's Weighted Average Rating Factor (WARF) for both the S&P and Moody's security credit ratings within a portfolio.

⁵ Volatility is Standard Deviation.

⁶ Sharpe Ratio is the excess return over the Bloomberg AusBond Bank Bill Index (before fees) divided by Standard Deviation.

⁷ Tracking Error is the Standard Deviation of the Active Return (before fees).

⁸ Information Ratio is the Active Return (before fees) divided by the Tracking Error.

⁹ Calculated as the cents per unit (CPU) distribution at the month end divided by the ex-distribution unit price at the start of the month.

¹⁰ Target distribution rates for FY24 set at one month Australian Bank Bill Swap Rate (BBSW) plus 4.5% of the monthly unit price. Bentham intends to achieve the distribution rate for FY2024 with taxable income. If there is a shortfall of taxable income, the distribution may possibly include a capital return.

The current distribution rate setting was based on the running yield of the Fund as at 30 June 2023 and assumes the Fund continues to achieve an equivalent yield for FY2024. Actual distributions, however, can differ from this setting because of future matters which are not known or able to be presently identified.

Monthly Distribution Returns History (%)¹

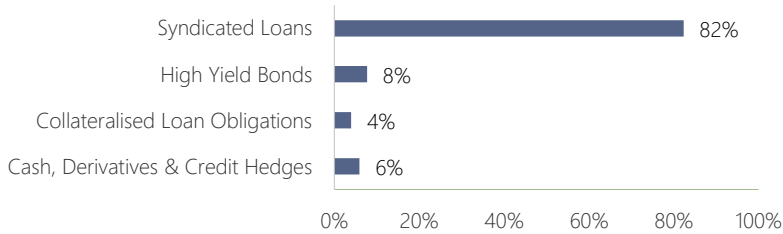
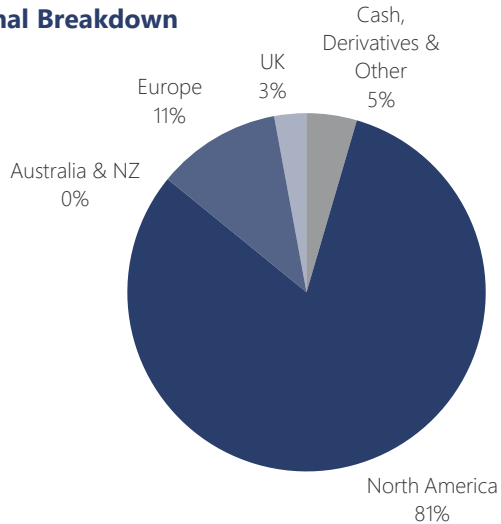
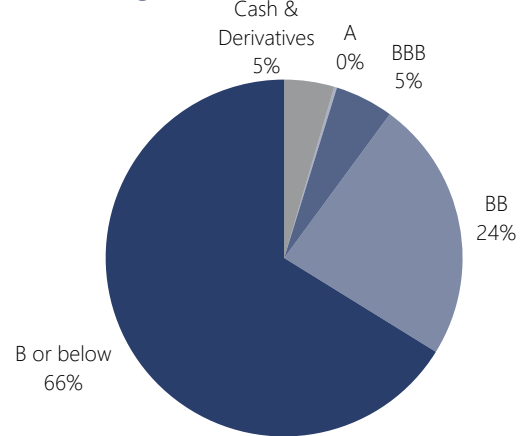
Financial Year	Jul	Aug	Sep	Oct	Nov	Dec	Jan	Feb	Mar	Apr	May	Jun	YTD ²
2025	0.65	0.65	0.65	-	-	-	-	-	-	-	-	-	1.94
2024	0.72	0.72	0.71	0.70	0.71	0.73	0.73	0.72	0.72	0.72	0.71	0.81	9.11
2023	0.51	0.54	0.59	0.63	0.65	0.67	0.67	0.68	0.68	0.72	0.70	0.72	8.00
2022	0.29	0.30	0.29	0.30	0.30	0.29	0.30	0.29	0.29	0.29	0.31	0.33	3.38
2021	0.39	0.38	0.38	0.37	0.38	0.37	0.38	0.37	1.86	1.50	1.50	2.10	10.69
2020	0.37	0.35	0.35	0.36	0.34	0.33	0.34	0.34	0.33	0.29	0.28	0.28	3.70

Source: Fidante Partners

Past distributions are no indication of future distributions.

¹ Calculated as the cents per unit (CPU) distribution at month end divided by the ex-distribution unit price at the start of the month.

² Annual distribution return (Year-to-Date) is calculated as the Total Return (after fees) minus Growth Return. Total Return (after fees) is calculated using pre-distribution month end withdrawal unit price, and assumes distributions are reinvested. Growth Return equals the percentage change in unit price.

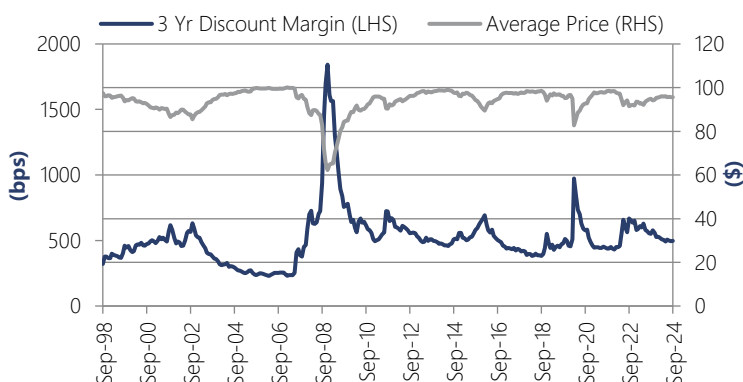
Portfolio Asset Allocation

Regional Breakdown

Credit Rating Breakdown

Top 5 Industry Exposures (Moody's SIC)

Electronics	13.3%
Diversified/Conglomerate Service	11.6%
Healthcare, Education and Childcare	9.4%
Finance	8.7%
Insurance	5.2%

Pricing and Fees

Unit frequency pricing	Daily
Management fee	0.77%
Recoverable expenses	0.07% (Sep 2024)
Buy/sell spread ³	+0.430%/-0.430%
Entry and exit fees	Nil
Minimum initial investment	A\$10,000

³ Buy/sell spread is retained in the Fund to cover transaction costs. It is not paid to the Investment Manager. The buy/sell spread is reviewed on a monthly basis to ensure it fairly reflects market transaction costs.

Discount Margin and Average Price of US Loan Market


Source: Credit Suisse

Fund Overview	
Inception date	16 August 2004
APIR code	CSA0046AU
Benchmark	Credit Suisse Leveraged Loan Index (hedged into Australian dollars)
Return objective	The Fund aims to achieve investment returns above the Benchmark over the suggested investment time frame
Suggested investment time frame	Medium term, minimum 3 years
Fund aim	To provide investors with a diversified exposure to the global syndicated loan market with an active allocation to investments in different industries, issuers and geographies
Interest rate risk	Predominantly floating rate
Currency	Hedged into Australian dollars
Fund features	<ul style="list-style-type: none"> • Access to global senior secured syndicated loans which are not generally available to direct retail investors • Regular monthly distributions • High running yield with low interest rate risk • Australian domiciled trust with a 15+ year track record • Loans are valued to market prices daily – with daily unit pricing

Platform Availability & mFund Code			
AMP eWrap	✓	OnePath PortfolioOne	✓
AMP PortfolioCare	✓	Macquarie Wrap Super Manager	✓
AMP Wealthview	✓	Macquarie Wrap Investment	✓
Asgard eWrap	✓	MLC Wrap – IDPS	✓
Asgard Master Trust	✓	MLC Wrap – Super	✓
North	✓	MLC Navigator	✓
Summit	✓	Netwealth – Private	✓
BT Panorama	✓	Oasis	✓
BT Wrap	✓	PowerWrap	✓
FirstWrap	✓	uXchange	✓
Hillross Portfolio Care	✓	ASX mFund Settlement Service	BAM04
HUB24	✓		



More information:

Retail Investors: Fidante Partners Investor Services on 13 51 53 or info@fidante.com.au

Advisers: Please contact funds@benthamam.com or call 02 9994 7929

Institutional Investors / Consultants: institutional@benthamam.com

Website: www.benthamam.com

PDS: [Bentham Syndicated Loan Fund PDS](#)

Zenith: The Zenith Investment Partners ("Zenith") Australian Financial Services License No. 226872 rating (assigned March 2019) referred to in this document is limited to "General Advice" (as defined by the Corporations Act 2001) for Wholesale clients only. This advice has been prepared without taking into account the objectives, financial situation or needs of any individual. It is not a specific recommendation to purchase, sell or hold the relevant product(s). Investors should seek independent financial advice before making an investment decision and should consider the appropriateness of this advice in light of their own objectives, financial situation and needs. Investors should obtain a copy of, and consider the PDS or offer document before making any decision and refer to the full Zenith Product Assessment available on the Zenith website. Zenith usually charges the product issuer, fund manager or a related party to conduct Product Assessments. Full details regarding Zenith's methodology, ratings definitions and regulatory compliance are available on our Product Assessment's and at <http://www.zenithpartners.com.au/RegulatoryGuidelines>.

This material has been prepared by Bentham Asset Management ABN 92 140 833 674 AFSL 356199 (Bentham), the investment manager of Bentham Syndicated Loan Fund (Fund). Fidante Partners Services Limited ABN 44 119 605 373 AFSL 320505 (Fidante) is a member of the Challenger Limited group of companies (**Challenger Group**) and is the responsible entity of the Fund. Other than information which is identified as sourced from Fidante in relation to the Fund, Fidante is not responsible for the information in this material, including any statements of opinion.

It is general information only and is not intended to provide you with financial advice or take into account your objectives, financial situation or needs. You should consider, with a financial adviser, whether the information is suitable to your circumstances. The Fund's Target Market Determination and Product Disclosure Statement (PDS) available at www.fidante.com should be considered before making a decision about whether to buy or hold units in the Fund. To the extent permitted by law, no liability is accepted for any loss or damage as a result of any reliance on this information.

Past performance is not a reliable indicator of future performance.

Bentham and Fidante have entered into arrangements in connection with the distribution and administration of financial products to which this material relates. In connection with those arrangements, Bentham and Fidante may receive remuneration or other benefits in respect of financial services provided by the parties.

Fidante is not an authorised deposit-taking institution (ADI) for the purpose of the Banking Act 1959 (Cth), and its obligations do not represent deposits or liabilities of an ADI in the Challenger Group (**Challenger ADI**) and no Challenger ADI provides a guarantee or otherwise provides assurance in respect of the obligations of Fidante. Investments in the Fund are subject to investment risk, including possible delays in repayment and loss of income or principal invested. Accordingly, the performance, the repayment of capital or any particular rate of return on your investments are not guaranteed by any member of the Challenger Group.