

# Bentham Syndicated Loan Fund

## Annual fund profile – 30 June 2021

### Investment style

The Bentham Syndicated Loan Fund (the Fund) is actively managed and focused on generating stable investment income.

The Fund provides investors diversified exposure to the global syndicated loan market, with an active allocation to investments in different industries, issuers and geographies.

### Investment objective

The Fund aims to achieve investment returns above the Credit Suisse Leveraged Loan Index (hedged to AUD) over the suggested investment time frame. The Fund's investment performance is also compared with the Bloomberg AusBond Bank Bill Index.

Primarily investing in the US syndicated loan market, the Fund seeks to add value through loan and security selection and industry rotation, while maintaining a highly diversified portfolio.

The Fund will be as close to fully currency hedged into AUD as is practicable. A NZD hedged version of the Fund is also available.

### Management team

Bentham is a specialist fixed interest and credit investment manager. Bentham actively manages a number of high yielding funds with varying risk profiles. The portfolios are designed to generate income while diversifying risk in global credit markets. Bentham's goal is to deliver higher income to investors than can generally be achieved in traditional fixed interest and equity markets.

Prior to the establishment of Bentham, the founders worked together as part of the Credit Investments Group of Credit Suisse Alternative Capital Inc, which continues to provide exclusive sub-advisory investment management services for the Fund.

Bentham has 15 staff located in Australia and the Credit Investments Group has over 50 investment staff based in New York and London. The US team have a strong track record of managing global syndicated loan portfolios and are well resourced with market leading risk portfolio systems.

### Fund facts

Fund name	Bentham Syndicated Loan Fund
Investment Manager	Bentham Asset Management
Responsible Entity	Fidante Partners Services Limited
Fund aim	To provide investors with a diversified exposure to the global syndicated loan market with an active allocation to investments in different industries, issuers and geographies
Portfolio managers	Tom Flannery and Richard Quin
Inception date	16 August 2004
APIR code	CSA0046AU
Fund size	A\$2,934 million as at 30 June 2021
Management fees*	0.77%
Buy/sell spread	+0.35%/-0.35% (reviewed periodically)
Entry and exit fees	Nil
Pricing frequency	Daily unit pricing
Initial investment	A\$10,000 minimum
NZ investors^	NZD hedged version available
ASX mFund^	ASX mFund version available

\*Does not include reimbursable expenses which can be up to 0.07% p.a.  
 ^See relevant PDS (located on the Bentham Asset Management website) as different fees may apply.

### Fund features

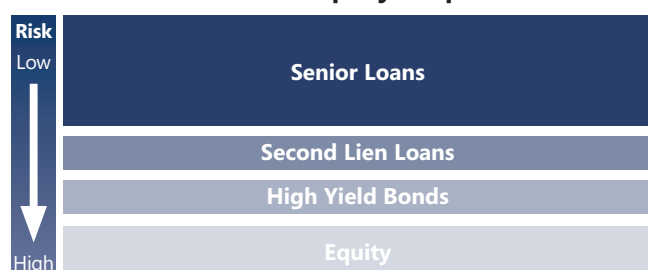
- Access to senior and secured syndicated loans which are not generally available to direct retail investors
- Targeted income distribution frequency: monthly
- High running yield with low interest rate risk
- Australian domiciled trust with a 16 year track record
- Loans are broadly syndicated and are traded and valued to market prices daily – with daily unit pricing
- Access to a global investment universe.

## Syndicated loans – overview

A syndicated loan is a senior loan that is made to a company, whose credit rating is generally below investment grade. Loans generally pay a floating rate of interest, have a maturity date and can be redeemed early.

Senior loans have priority in repayment and are protected from the borrower's failure to repay the interest or principal by taking security over assets. This security is generally in the form of a fixed and floating charge over the company's assets. Security enhances recovery levels in the event of default (i.e. the secured debt holders get paid before all other debt and equity). In addition, loans generally have covenants which allow the lender to take action to protect their investment.

### Senior loans within a company's capital structure



### Portfolio construction

The Fund uses bottom-up analysis to select individual investments and employs a conservative approach to credit selection, emphasising preservation of principal. Active allocations are made to senior secured loans with additional investments in high yield bonds and collateralised loan obligations.

Using a credit-intensive relative value approach, loans are managed on the belief that returns above benchmark are driven by a strong credit culture and a systematic investment process. Security selection is based on relative value within the capital structure of comparable companies and industries. The preservation of principal and protection against downside risk plays an important

### Distribution as a % of Net Asset Value (NAV)\*

Financial Year	Jul	Aug	Sep	Oct	Nov	Dec	Jan	Feb	Mar	Apr	May	Jun	FYTD*
2021	0.39	0.38	0.38	0.37	0.38	0.37	0.38	0.37	1.86	1.50	1.50	2.10	10.69
2020	0.37	0.35	0.35	0.36	0.34	0.33	0.34	0.34	0.33	0.29	0.28	0.28	3.70
2019	0.41	0.41	0.40	0.41	0.40	0.41	0.42	0.41	0.41	0.39	0.38	0.37	4.83
2018	0.45	0.41	0.40	0.41	0.40	0.41	0.42	0.42	0.42	0.42	0.43	0.45	5.16
2017	0.45	0.47	0.44	0.45	0.45	0.45	0.44	0.45	0.45	0.44	0.45	0.45	5.79
2016	0.40	0.40	0.40	0.40	0.40	0.40	0.40	0.40	0.41	0.39	0.39	0.29	4.65
2015	0.47	0.48	0.47	0.47	0.47	0.49	0.48	0.45	0.43	0.44	0.43	1.33	6.53
2014	0.54	0.53	0.52	0.52	0.52	0.52	0.53	0.52	0.52	0.53	0.54	2.31	8.47
2013	0.64	0.68	0.67	0.66	0.66	0.64	0.63	0.62	0.61	0.62	0.61	0.59	8.20
2012	1.02	0.96	1.01	0.69	0.70	0.67	0.73	0.70	0.70	0.67	0.62	1.91	10.56
2011	0.74	0.73	0.74	0.74	0.75	0.75	0.75	0.91	0.91	0.91	0.02	5.00	14.10

Source: Fidante Partners. Past distributions are no indication of future distributions.

Distribution as a % of Net Asset Value (NAV), which is calculated as the cents per unit (CPU) distribution at month end divided by the ex-distribution unit price at the start of the month.

\* Annual Distribution Return (Year-to-Date) is calculated as the Total Return (after fees) minus Growth Return. Total Returns (after fees) are calculated using pre-distribution month end withdrawal unit price and assumes all distributions are reinvested. Growth Returns equal the percentage change in the unit price.

role in the investment process. The Fund has a high level of industry and issuer diversification.

### Fund risk profile

Suggested investment time frame	Medium term – three years minimum investment
Volatility/risk level	Medium
Income distribution frequency	Monthly
Target distribution rate*	Target distribution rates for FY2022 set at one month Australian Bank Bill Swap Rate (BBSW) plus a 3.25% of the monthly unit price*
Fund benchmark	Credit Suisse Leveraged Loan Index (hedged into Australian dollars)^
Currency exposure	Hedged into Australian dollars
Issuer exposure limits	Maximum of 2% per issuer
Industry exposure limits	*Maximum portfolio exposure to any single industry sector will generally be up to 10% of the Fund's investment but will also allow two industries to be up to 15% and one industry to be up to 13.5%.
Diversity	Minimum of 60 issuers
Sector exposure limits	Minimum 60% syndicated loans Maximum 15% high yield bonds, Maximum 10% CDOs, Maximum 10% non-rated debt securities.

\* Bentham intends to achieve the distribution rate for FY2022 with taxable income. If there is a shortfall of taxable income, the distribution may possibly include a capital return. The current distribution rate setting was based on the running yield of the Fund as at 30 June 2021 and assumes the Fund continues to achieve an equivalent yield for FY2022. Actual distributions, however, can differ from this setting because of future matters which are not known or able to be presently identified.

^ Bentham Syndicated Loan Fund NZD Benchmark is Credit Suisse Leveraged Loan Index (hedged into NZD).

### Benchmark profile as at 30 June 2021

Fund benchmark	Credit Suisse Leverage Loan Index (hedged into Australian dollars)
Market size	USD\$1,273 billion
Number of issuers	1,367
Average credit rating	Split BB (below investment grade)
Interest rate duration	0.54 years

## Long-term correlation of asset class returns#^

Loans as an asset class have historically had a low correlation to equities and a negative correlation to government bonds as shown in the table below. An allocation to loans may improve the diversity of a balanced portfolio and has historically improved the risk and return outcome.

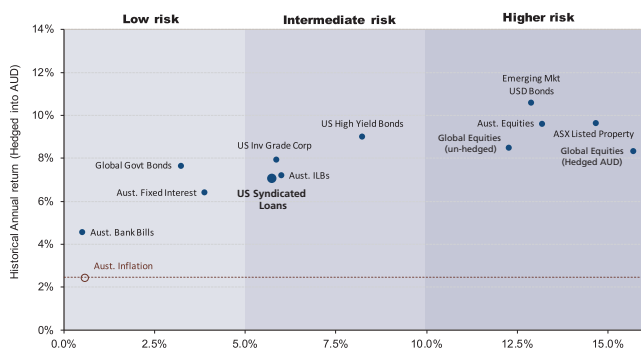
Correlation 30 June 2008 to 30 June 2021		Bonds		Credit				Equities					
		Global Govt Bonds	Australian Fixed Interest	US IG Corporates	US Hybrid Securities	Syndicated Loans	US High Yield Bonds	Emerging Market Bonds	World Equities (Un-hedged)	Australian Equities	Global Hybrid Non-Financial Corporate	Emerging Market Bonds	Australian Property Trusts
Bonds	Global Govt Bonds	1.00	0.71	0.51	-0.06	-0.28	-0.15	0.28	-0.25	-0.15	0.10	0.28	0.11
	Australian Fixed Interest	0.71	1.00	0.27	-0.23	-0.25	-0.19	0.10	-0.01	-0.18	0.03	0.10	0.13
Credit	US IG Corporate Bonds	0.51	0.27	1.00	0.55	0.47	0.63	0.77	0.08	0.41	0.73	0.77	0.49
	US Hybrid Securities	-0.06	-0.23	0.55	1.00	0.58	0.67	0.57	0.26	0.56	0.62	0.57	0.47
	Syndicated Loans	-0.28	-0.25	0.47	0.58	1.00	0.89	0.53	0.38	0.60	0.63	0.53	0.55
	US High Yield Bonds	-0.15	-0.19	0.63	0.67	0.89	1.00	0.72	0.38	0.66	0.71	0.72	0.54
Equities	Emerging Market Bonds	0.28	0.10	0.77	0.57	0.53	0.72	1.00	0.11	0.52	0.67	1.00	0.51
	World Equities (Unhedged AUD)	-0.25	-0.01	0.08	0.26	0.38	0.38	0.11	1.00	0.58	0.28	0.11	0.52
	Australian Equities	-0.15	-0.18	0.41	0.56	0.60	0.66	0.52	0.58	1.00	0.48	0.52	0.74
	Global Hybrid Non-Financial Corporate	0.10	0.03	0.73	0.62	0.63	0.71	0.67	0.28	0.48	1.00	0.67	0.53
	Emerging Market Bonds	0.28	0.10	0.77	0.57	0.53	0.72	1.00	0.11	0.52	0.67	1.00	0.51
	Australian Property Trusts	0.11	0.13	0.49	0.47	0.55	0.54	0.51	0.52	0.74	0.53	0.51	1.00

Sources: Barclay's Capital, Bentham, BoA Merrill Lynch, Bloomberg, Credit Suisse, JP Morgan, Morgan Stanley & UBS. # Period of years: 13 to 30 June 2021. Overseas returns (except World Equities) are fully hedged into Australian dollars. Past performance is no indication of future performance.

## Risk and return

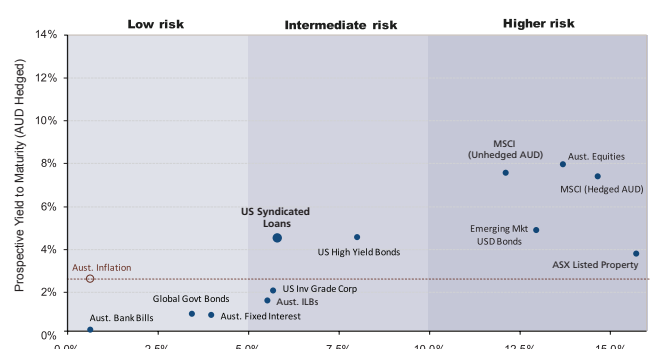
Loans have historically generated returns above the BBSW over the medium to long term. Syndicated loans as an asset class typically have a level of intermediate risk as characterised in the risk return chart below. For specific and current return data please refer to the current monthly fact sheets or quarterly commentaries.

Historical returns versus historical risk (30 June 2021)



Historical standard deviation of returns (# of years: 29.0 to 30 June 2021)

Current yield versus historical risk (30 June 2021)



Historical standard deviation of returns (# of years: 29.0 to 30 June 2021)

Sources: Barclay's Capital, Bentham, Bloomberg, BoA Merrill Lynch, Credit Suisse, JP Morgan, Morgan Stanley and UBS. Note: for equities we have added an additional 2.5% for growth to the inverted fwd PE.

^ Overseas yields are hedged into AUD using the one-month interest rate differentials \*The Australian Equities and World Equities (unhedged) yields represent the estimated earnings yield. The historical standard deviation shown for these equity asset classes is based on the total return for the relevant index. The total return on equities will generally be comprised of both dividend income and share price movement and as a result could vary substantially from those shown above. The outcomes shown above may be affected by known or unknown risks and uncertainties that cannot presently be identified. Accordingly actual outcomes may differ from those shown above.

Asset Class definitions; Australian Cash is Bloomberg AusBond Bank Bill Index, Global Govt Bonds is JP Morgan GBI, Australian Fixed Interest is Bloomberg AusBond Composite Bond Index, US IG Corporates is Barclay's US Corporates, US Leveraged Loans is Credit Suisse Leveraged Loans Index, US High Yield Bonds is Credit Suisse High Yield Bond Index, World Equities (Unhedged) is Morgan Stanley MSCI Index (Developed), Australian Equities is S&P/ASX200 Accumulation Index, US Hybrid Securities is Merrill Lynch BoA Preferred Hybrids Index, Emerging Market Bonds is JP Morgan EMBI+, and Australian Property Trusts is S&P/ASX200 Accumulation A-REIT Index. Overseas index returns (except World Equities) are fully hedged into Australian dollars.

## Fidante Partners

Fidante Partners Services Limited is the responsible entity of the Fund and issues units in it. Fidante Partners has appointed Bentham Asset Management Pty Limited as the Fund's investment manager. A related entity of Fidante Partners holds a partial equity stake in Bentham.

## Contact us

**Retail Investors:** Fidante Partners Investor Services on 13 51 53.

**Advisers:** funds@benthamam.com or David Livera on 0402 387 931.

**Key Accounts/Consultants:** tyler.purviance@benthamam.com or Tyler Purviance on (61) 2 9994 7929.

**New Zealand Advisers and Institutional Investors:** The Investment Store on 0800 331 041.

**More information:** www.benthamam.com

## Researcher Fund Ratings

Rated by Lonsec



## Bentham Industry Awards



**2019 Winner** Best Income Fund  
**2016 Winner** Best Income Fund  
**2015 Winner** Best Income Fund



**2018 Finalist** Fixed Interest  
**2017 Finalist** Fixed Interest  
**2014 Winner** Fixed Interest category  
**2010 Winner** Fixed Interest category



**2018 Finalist** Global and Diversified Fixed Interest  
**2015 Finalist** Global and Diversified Fixed Interest  
**2014 Finalist** Global and Diversified Fixed Interest  
**2013 Finalist** Global and Diversified Fixed Interest



**2019 Winner** High Yield Bonds  
**2018 Winner** High Yield Bonds

Visit [www.bentham.com.au/disclaimer/](http://www.bentham.com.au/disclaimer/) to view the Morningstar award disclaimers.

The Professional Planner | Zenith Fund Awards are determined using proprietary methodologies. Fund Awards and ratings are solely statements of opinion and do not represent recommendations to purchase, hold, or sell any securities or make any other investment decisions. Ratings are subject to change. The Zenith Investment Partners ("Zenith") Australian Financial Services License No. 226872 rating (assigned February 2019) referred to in this document is limited to "General Advice" (as defined by the Corporations Act 2001) for Wholesale clients only. This advice has been prepared without taking into account the objectives, financial situation or needs of any individual. It is not a specific recommendation to purchase, sell or hold the relevant product(s). Investors should seek independent financial advice before making an investment decision and should consider the appropriateness of this advice in light of their own objectives, financial situation and needs. Investors should obtain a copy of, and consider the PDS or offer document before making any decision and refer to the full Zenith Product Assessment available on the Zenith website. Zenith usually charges the product issuer, fund manager or a related party to conduct Product Assessments. Full details regarding Zenith's methodology, ratings definitions and regulatory compliance are available on our Product Assessment's and at [www.zenithpartners.com.au/RegulatoryGuidelines](http://www.zenithpartners.com.au/RegulatoryGuidelines). The Lonsec Rating (assigned November 2020) presented in this document is published by Lonsec Research Pty Ltd ABN 11 151 658 561 AFSL 421445. The Rating is a "class service" (as defined in the Financial Advisers Act 2008 (NZ)) or is limited to "General Advice" and based solely on consideration of the investment merits of the financial product(s). In New Zealand it must only be provided to "wholesale clients" (as defined in the Financial Advisers Act 2008 (NZ)). Past performance information is for illustrative purposes only and is not indicative of future performance. It is not a recommendation to purchase, sell or hold Bentham Asset Management product(s), and you should seek independent financial advice before investing in this product(s). The Rating is subject to change without notice and Lonsec assumes no obligation to update the relevant document(s) following publication. Lonsec receives a fee from the Fund Manager for researching the product(s) using comprehensive and objective criteria. For further information regarding Lonsec's Ratings methodology, please refer to our website at: [www.lonsecresearch.com.au/research-solutions/our-ratings](http://www.lonsecresearch.com.au/research-solutions/our-ratings). © 2018 Morningstar, Inc. All rights reserved. Neither Morningstar, its affiliates, nor the content providers guarantee the data or content contained herein to be accurate, complete or timely nor will they have any liability for its use or distribution. Any general advice or 'class service' have been prepared by Morningstar Australasia Pty Ltd (ABN: 95 090 665 544, AFSL: 240892) and/or Morningstar Research Ltd, subsidiaries of Morningstar, Inc, without reference to your objectives, financial situation or needs. Refer to our Financial Services Guide (FSG) for more information at [www.morningstar.com.au/s/fsg.pdf](http://www.morningstar.com.au/s/fsg.pdf). You should consider the advice in light of these matters and if applicable, the relevant Product Disclosure Statement before making any decision to invest. Our publications, ratings and products should be viewed as an additional investment resource, not as your sole source of information. Past performance does not necessarily indicate a financial product's future performance. To obtain advice tailored to your situation, contact a professional financial adviser.

Asset Management ABN 92 140 833 674 AFSL 356199 (Bentham), the investment manager of Bentham Syndicated Loan Fund (Fund). Fidante Partners Services Limited ABN 44 119 605 373 AFSL 320505 (Fidante) is a member of the Challenger Limited group of companies (Challenger Group) and is the responsible entity of the Fund. Other than information which is identified as sourced from Fidante in relation to the Fund, Fidante is not responsible for the information in this material, including any statements of opinion.

It is general information only and is not intended to provide you with financial advice or take into account your objectives, financial situation or needs. You should consider, with a financial adviser, whether the information is suitable to your circumstances. The Fund's Target Market Determination and Product Disclosure Statement (PDS) available at [www.fidante.com](http://www.fidante.com) should be considered before making a decision about whether to buy or hold units in the Fund. To the extent permitted by law, no liability is accepted for any loss or damage as a result of any reliance on this information. Past performance is not a reliable indicator of future performance.

Bentham and Fidante have entered into arrangements in connection with the distribution and administration of financial products to which this material relates. In connection with those arrangements, Bentham and Fidante may receive remuneration or other benefits in respect of financial services provided by the parties.

Fidante is not an authorised deposit-taking institution (ADI) for the purpose of the Banking Act 1959 (Cth), and its obligations do not represent deposits or liabilities of an ADI in the Challenger Group (Challenger ADI) and no Challenger ADI provides a guarantee or otherwise provides assurance in respect of the obligations of Fidante. Investments in the Fund are subject to investment risk, including possible delays in repayment and loss of income or principal invested. Accordingly, the performance, the repayment of capital or any particular rate of return on your investments are not guaranteed by any member of the Challenger Group.