

Bentham Global Income Fund

Annual fund profile – 30 September 2019

Investment style

The Bentham Global Income Fund (the Fund) is focused on generating stable investment income by providing diversified exposure to domestic and global credit markets. Investments are actively managed with allocations across different credit sectors, trading of individual securities and managing risk. A global focus provides more investment opportunities and diversity when compared with the domestic fixed income market. Global credit markets typically offer higher income than traditional fixed interest and equity markets, and low levels of correlation with equities and government bonds, which may improve the risk return profile of a balanced investment portfolio.

Investment objectives

The Fund's investment objective is to generate income based returns with some potential for capital growth over the medium to long term. The Fund may appeal to investors wanting diversified and actively managed exposure to global credit markets.

Management team

Bentham is a specialist fixed interest and credit investment manager. Bentham actively manages a number of high yielding funds with varying risk profiles. The portfolios are designed to generate income while diversifying risk in global credit markets. Bentham's goal is to deliver higher income to investors than can generally be achieved in traditional fixed interest and equity markets. The founders of Bentham previously worked together as part of the Credit Investment Group of Credit Suisse Alternative Capital Inc. They are still managing the same portfolios. Bentham's investment philosophy is based on a strong credit culture and a systematic investment process, with a focus on the preservation of principal and protection against downside risk.

Bentham has 14 staff located in Australia and the Credit Investments Group has 37 investment staff based in New York and London. The Australian team have a strong track record of managing global diversified fixed interest portfolios and are well resourced with market leading risk portfolio systems.

Fund facts

| | |
|---------------------------|---|
| Fund name | Bentham Global Income Fund |
| Investment Manager | Bentham Asset Management |
| Responsible Entity | Fidante Partners Services Limited |
| Fund aim | To provide exposure to global credit markets and to generate income with some potential for capital growth over the medium to long term |
| Portfolio manager | Richard Quin (31 years' experience) |
| Inception date | 16 September 2003 |
| APIR code | CSA0038AU |
| Fund size | AU\$2,491 million as at 30 September 2019 |
| Management fee* | 0.72% |
| Buy/sell spread | +0.275%/-0.275% (reviewed periodically) |
| Entry and exit fees | Nil |
| Pricing frequency | Daily unit pricing |
| Initial investment | A\$10,000 minimum |
| Currency | AUD denominated |
| NZ investors [^] | NZD hedged version available |
| ASX mFund [^] | ASX mFund version available |

*Does not include reimbursable expenses which can be up to 0.05% p.a.

[^]See relevant PDS (located on the Bentham Asset Management website) as different fees may apply.

Fund features

- Access to global investment opportunities not typically available to direct retail investors
- Diversified sources of income across many countries, industries, companies and investment types
- Unique asset classes with specialist expertise
- Targeted income distribution frequency: monthly
- Daily unit pricing
- Australian domiciled trust with a 16 year+ track record.

Portfolio construction

Bentham manages the Fund on a top down basis, with active allocations to different global credit market sectors made according to quarterly forecasts of prospective risk adjusted returns. Drawing on a combination of both internal experience and strong relationships with specialist investment managers, Bentham seeks out and identifies global investment opportunities.

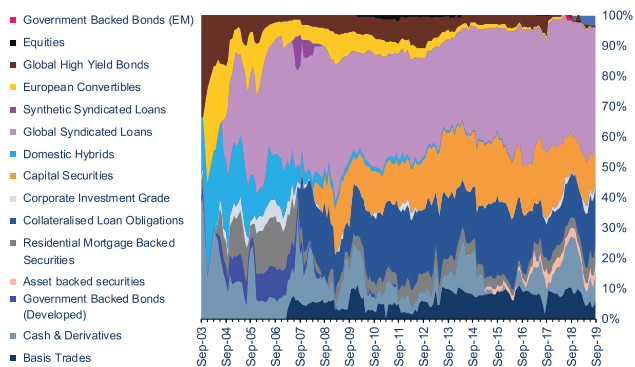
Bentham employs a bottom-up security selection focused on asymmetric risk/reward opportunities across industries, capital structure position and ratings cluster. Derivatives are used for managing exposures and hedging of risk by the Fund.

The Fund has a minimum of 50% exposure to investment grade securities. Credit risk is minimised with a focus on capital preservation and a high diversity of investments which would otherwise be difficult to achieve without access to global markets and an institutional size portfolio.

Bentham actively manages interest rate exposures in the Fund. The Fund will be as close to fully currency hedged into AUD as is practicable. An NZD hedged version of the Fund is also available.

Active asset allocation

September 2003 to September 2019



Source: Bentham Asset Management

30-09-2019

Fund risk profile

| | |
|--------------------------------|--|
| Investment universe | Global credit and fixed interest markets, including, but not limited to, government backed bonds, global syndicated loans, global high yield bonds, investment grade securities, global capital securities, asset backed securities, Australian and global hybrid securities, equities and derivatives |
| Suggested investment timeframe | Medium term – three years minimum investment |
| Volatility/risk level | Medium |
| Income distribution frequency | Monthly |
| Target distribution rate* | Target distribution rate for FY20 set at a range of 3.25% to 3.75% p.a. of the monthly unit price* |
| Fund benchmark | 50% Bloomberg AusBond Composite Bond Index and 50% Bloomberg AusBond Bank Bill Index ^ |
| Credit risk | Minimum exposure of 50% to investment grade rated securities |
| Credit sector exposure limits | 30% high yield bonds, 50% syndicated loans, 75% investment grade credit and 30% cash |
| Issuer exposure limits | 2% per non-investment grade issuer |
| Duration management | Interest rate risk (duration) actively managed |
| Tail risk management | Ongoing tail risk hedging strategy in place. The Investment Manager will use a small proportion of Fund yield to purchase options to protect the portfolio. |

* Bentham intends to achieve the distribution rate for FY2020 with taxable income. If there is a shortfall of taxable income, the distribution may possibly include a capital return. The current distribution rate setting was based on the running yield of the Fund as at 30 June 2019 and assumes the Fund continues to achieve an equivalent yield for FY2020. Actual distributions, however, can differ from this setting because of future matters which are not known or able to be presently identified.

^ Bentham Global Income Fund NZD Benchmark is 50% Bloomberg AusBond Composite Bond Index and 50% Bloomberg AusBond Bank Bill Index, each hedged into NZD.

Distribution as a % of Net Asset Value (NAV)*

| Financial Year | Jul | Aug | Sep | Oct | Nov | Dec | Jan | Feb | Mar | Apr | May | Jun | FYTD** |
|----------------|------|------|------|------|------|------|------|------|------|------|------|------|--------|
| 2020 | 0.29 | 0.30 | 0.30 | | | | | | | | | | 0.88 |
| 2019 | 0.33 | 0.33 | 0.32 | 0.33 | 0.33 | 0.34 | 0.33 | 0.34 | 0.34 | 0.34 | 0.33 | 0.33 | 3.97 |
| 2018 | 0.37 | 0.33 | 0.34 | 0.33 | 0.33 | 0.33 | 0.34 | 0.33 | 0.33 | 0.34 | 0.54 | 0.90 | 4.96 |
| 2017 | 0.37 | 0.37 | 0.37 | 0.37 | 0.37 | 0.37 | 0.38 | 0.37 | 0.37 | 0.37 | 0.37 | 0.36 | 4.88 |
| 2016 | 0.36 | 0.38 | 0.36 | 0.37 | 0.37 | 0.37 | 0.38 | 0.38 | 0.38 | 0.36 | 0.38 | 0.37 | 4.32 |
| 2015 | 0.44 | 0.43 | 0.44 | 0.44 | 0.44 | 0.42 | 0.44 | 0.44 | 0.43 | 0.43 | 0.43 | 0.77 | 5.58 |
| 2014 | 0.50 | 0.49 | 0.50 | 0.49 | 0.50 | 0.49 | 0.50 | 0.50 | 0.50 | 0.50 | 0.50 | 0.07 | 5.94 |
| 2013 | 0.68 | 0.64 | 0.64 | 0.64 | 0.64 | 0.62 | 0.64 | 0.62 | 0.61 | 0.61 | 0.62 | 1.05 | 9.07 |
| 2012 | 0.80 | 0.78 | 0.77 | 0.63 | 0.60 | 0.63 | 0.69 | 0.67 | 0.68 | 0.67 | 0.65 | 1.04 | 8.40 |
| 2011 | 0.64 | 0.63 | 0.64 | 0.65 | 0.64 | 0.64 | 0.64 | 0.82 | 0.79 | 0.79 | 0.81 | 1.07 | 9.90 |
| 2010 | 0.66 | 0.66 | 0.66 | 0.66 | 0.66 | 0.63 | 0.64 | 0.62 | 0.61 | 0.61 | 0.62 | 0.62 | 9.85 |
| 2009 | 0.65 | 0.67 | 0.85 | 0.58 | 0.48 | 0.36 | 0.37 | 0.32 | 0.26 | 0.28 | 0.26 | 0.29 | 4.55 |
| 2008 | 0.52 | 0.50 | 0.54 | 0.58 | 0.57 | 0.58 | 0.59 | 0.59 | 0.60 | 0.66 | 0.67 | 4.45 | 10.13 |
| 2007 | 0.50 | 0.49 | 0.50 | 0.50 | 0.50 | 0.50 | 0.54 | 0.54 | 0.46 | 0.44 | 0.53 | 0.62 | 6.36 |

Source: Fidante Partners. Past distributions are no indication of future distributions.

* Calculated as the cents per unit (CPU) distribution at month end divided by the ex-distribution unit price at the start of the month.

** Annual Distribution Return (Year-to-Date) is calculated as the Total Return (after fees) minus Growth Return. Total Returns (after fees) are calculated using pre-distribution month end withdrawal unit price and assumes all distributions are reinvested. Growth Returns equal the percentage change in the unit price.

Long-term correlation of asset class returns^{#^}

The Fund has exposure to a number of different credit and fixed income asset classes for the purpose of generating returns. Actively allocating to multiple credit asset classes with varying levels of correlation – rather than focusing on one asset class – may improve the diversity of a portfolio. Usually this results in an increased diversification of risk.

| Correlation 30 June 2008 to 30 September 2019 | | Bonds | | Credit | | | | | Equities | | | |
|---|-----------------------------------|-------------------|---------------------------|------------------|-------------------------|-------------|-----------------|---------------------|-----------------------|---------------------------|---------------------|---------------------|
| | | Global Govt Bonds | Australian Fixed Interest | US IG Corporates | US Preferred Securities | Bentham GIF | Leveraged Loans | US High Yield Bonds | Emerging Market Bonds | World Equities (Unhedged) | Australian Equities | Australian Property |
| Bonds | Global Govt Bonds | 1.00 | 0.68 | 0.48 | 0.06 | -0.33 | -0.36 | -0.20 | 0.24 | -0.26 | -0.17 | 0.13 |
| | Australian Fixed Interest | 0.68 | 1.00 | 0.20 | -0.02 | -0.36 | -0.35 | -0.27 | 0.01 | -0.04 | -0.27 | 0.10 |
| Credit | US IG Corporates | 0.48 | 0.20 | 1.00 | 0.74 | 0.33 | 0.41 | 0.61 | 0.75 | 0.04 | 0.36 | 0.41 |
| | US Preferred Securities | 0.06 | -0.02 | 0.74 | 1.00 | 0.56 | 0.60 | 0.68 | 0.68 | 0.27 | 0.44 | 0.48 |
| | Bentham Global Income Fund | -0.33 | -0.36 | 0.33 | 0.56 | 1.00 | 0.85 | 0.73 | 0.41 | 0.40 | 0.55 | 0.50 |
| | Leveraged Loans | -0.36 | -0.35 | 0.41 | 0.60 | 0.85 | 1.00 | 0.89 | 0.50 | 0.36 | 0.53 | 0.44 |
| | US High Yield Bonds | -0.20 | -0.27 | 0.61 | 0.68 | 0.73 | 0.89 | 1.00 | 0.71 | 0.36 | 0.62 | 0.46 |
| Equities | Emerging Market Bonds | 0.24 | 0.01 | 0.75 | 0.68 | 0.41 | 0.50 | 0.71 | 1.00 | 0.06 | 0.49 | 0.46 |
| | World Equities (Unhedged) | -0.26 | -0.04 | 0.04 | 0.27 | 0.40 | 0.36 | 0.36 | 0.06 | 1.00 | 0.55 | 0.48 |
| | Australian Equities | -0.17 | -0.27 | 0.36 | 0.44 | 0.55 | 0.53 | 0.62 | 0.49 | 0.55 | 1.00 | 0.69 |
| | Australian Property | 0.13 | 0.10 | 0.41 | 0.48 | 0.50 | 0.44 | 0.46 | 0.46 | 0.48 | 0.69 | 1.00 |

Period of 11 years to 30-09-2019. Overseas returns (except World Equities) are fully hedged into Australian dollars

[^] Sources: Barclay's Capital, Bentham, BoA Merrill Lynch, Bloomberg, Credit Suisse, JP Morgan, Morgan Stanley and UBS.

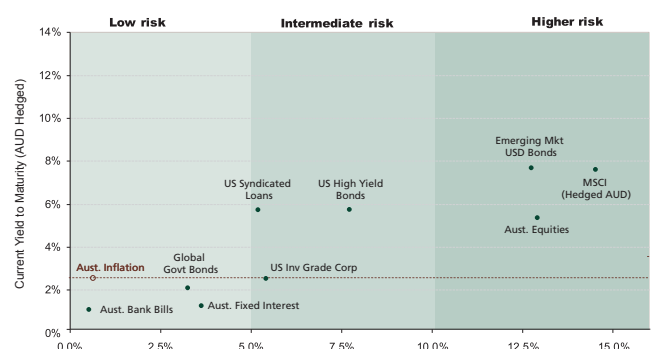
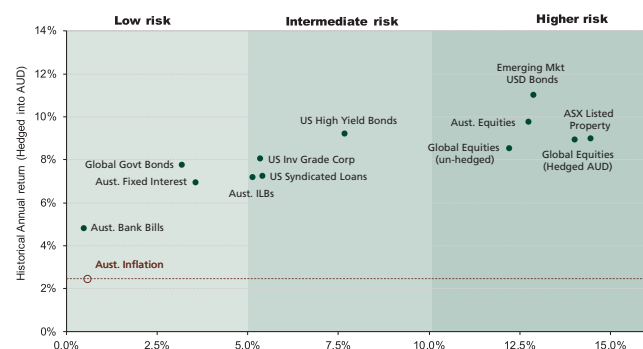
Past performance is no indication of future performance.

Risk and return

Through active management, the Fund offers diversified exposure to global credit markets. Over the long term, credit markets have achieved above cash returns, and have typically had an intermediate risk profile as characterised in the risk return chart below. For specific and current return data please refer to the current monthly fact sheets or quarterly commentaries.

Historical returns versus historical risk (30 September 2019)

Current yield versus historical risk (30 September 2019)



Historical standard deviation of returns (# of years: 27.3 to 30 September 2019)

Historical standard deviation of returns (# of years: 27.3 to 30 September 2019)

* Prospective fixed interest yields are hedged into AUD assuming an estimated duration matched interest rate differential. The Australian Equities and World Equities (unhedged) yields represent the Bloomberg estimated earnings yield. For the prospective equity yield we have used the earnings yield and added an additional 2.5% growth (roughly equivalent to GDP). The earning yield ratio is the inverse of the price-to-earnings ratio. The historical standard deviation shown for these equity asset classes is based on the total return for the relevant index. Actual returns will comprise of both income and capital movements and as a result could vary substantially from those shown above. The outcomes shown above may be affected by known or unknown risks and uncertainties that cannot presently be identified. Accordingly actual outcomes may differ from those shown above. Past performance is not a reliable indicator of future performance.

Asset Class definitions; Australian Cash is Bloomberg AusBond Bank Bill Index, Global Govt Bonds is JP Morgan GBI, Australian Fixed Interest is Bloomberg AusBond Composite Bond Index, US IG Corporates is Barclay's US Corporates, US Leveraged Loans is Credit Suisse Leveraged Loans Index, US High Yield Bonds is Credit Suisse High Yield Bond Index, World Equities (Unhedged) is Morgan Stanley MSCI Index (Developed), Australian Equities is S&P/ASX200 Accumulation Index, US Hybrid Securities is Merrill Lynch BoA Preferred Hybrids Index, Emerging Market Bonds is JP Morgan EMBI+, and Australian Property Trusts is S&P/ASX200 Accumulation A-REIT Index. Overseas index returns (except World Equities) are fully hedged into Australian dollars.

Fidante Partners

Fidante Partners Services Limited is the responsible entity of the Fund and issues units in it. Fidante Partners has appointed Bentham Asset Management Pty Limited as the Fund's investment manager. A related entity of Fidante Partners holds a partial equity stake in Bentham.

Contact us

Retail Investors: Fidante Partners Investor Services on 13 51 53.

Advisers: funds@benthamam.com or David Livera on 0402 387 931.

Key Accounts/Consultants: tyler.purviance@benthamam.com or Tyler Purviance on (61) 2 9994 7929.

New Zealand Advisers and Institutional Investors: The Investment Store on 0800 331 041.

More information: www.benthamam.com

Researcher Fund Ratings



Rated by Lonsec

Lonsec



The Morningstar Analyst Rating™ for Bentham Global Income Fund is 'Silver' as of 04-12-2018

Bentham Industry Awards



2019 Winner Best Income Fund
2016 Winner Best Income Fund
2015 Winner Best Income Fund



2018 Finalist Fixed Interest
2017 Finalist Fixed Interest
2014 Winner Fixed Interest category
2010 Winner Fixed Interest category



2018 Finalist Global and Diversified Fixed Interest
2015 Finalist Global and Diversified Fixed Interest
2014 Finalist Global and Diversified Fixed Interest
2013 Finalist Global and Diversified Fixed Interest



2019 Winner High Yield Bonds
2018 Winner High Yield Bonds

Visit www.benthamam.com.au/disclaimer/ to view the Morningstar award disclaimers.

The Professional Planner | Zenith Fund Awards are determined using proprietary methodologies. Fund Awards and ratings are solely statements of opinion and do not represent recommendations to purchase, hold, or sell any securities or make any other investment decisions. Ratings are subject to change. The Zenith Investment Partners ("Zenith") Australian Financial Services License No. 226872 rating (assigned February 2019) referred to in this document is limited to "General Advice" (as defined by the Corporations Act 2001) for Wholesale clients only. This advice has been prepared without taking into account the objectives, financial situation or needs of any individual. It is not a specific recommendation to purchase, sell or hold the relevant product(s). Investors should seek independent financial advice before making an investment decision and should consider the appropriateness of this advice in light of their own objectives, financial situation and needs. Investors should obtain a copy of, and consider the PDS or offer document before making any decision and refer to the full Zenith Product Assessment available on the Zenith website. Zenith usually charges the product issuer, fund manager or a related party to conduct Product Assessments. Full details regarding Zenith's methodology, ratings definitions and regulatory compliance are available on our Product Assessment's and at <http://www.zenithpartners.com.au/RegulatoryGuidelines>. The Lonsec Rating (assigned September 2019) presented in this document is published by Lonsec Research Pty Ltd ABN 11 151 658 561 AFSL 421445. The Rating is a "class service" (as defined in the Financial Advisers Act 2008 (NZ)) or is limited to "General Advice" and based solely on consideration of the investment merits of the financial product(s). In New Zealand it must only be provided to "wholesale clients" (as defined in the Financial Advisers Act 2008 (NZ)). Past performance information is for illustrative purposes only and is not indicative of future performance. It is not a recommendation to purchase, sell or hold Bentham Asset Management product(s), and you should seek independent financial advice before investing in this product(s). The Rating is subject to change without notice and Lonsec assumes no obligation to update the relevant document(s) following publication. Lonsec receives a fee from the Fund Manager for researching the product(s) using comprehensive and objective criteria. For further information regarding Lonsec's Ratings methodology, please refer to our website at: <http://www.lonsecresearch.com.au/research-solutions/our-ratings>. © 2018 Morningstar, Inc. All rights reserved. Neither Morningstar, its affiliates, nor the content providers guarantee the data or content contained herein to be accurate, complete or timely nor will they have any liability for its use or distribution. Any general advice or 'class service' have been prepared by Morningstar Australasia Pty Ltd (ABN: 95 090 665 544, AFSL: 240892) and/or Morningstar Research Ltd, subsidiaries of Morningstar, Inc, without reference to your objectives, financial situation or needs. Refer to our Financial Services Guide (FSG) for more information at www.morningstar.com.au/s/fsg.pdf. You should consider the advice in light of these matters and if applicable, the relevant Product Disclosure Statement before making any decision to invest. Our publications, ratings and products should be viewed as an additional investment resource, not as your sole source of information. Past performance does not necessarily indicate a financial product's future performance. To obtain advice tailored to your situation, contact a professional financial adviser.

The information in this document is current as at September 2019 unless otherwise specified and is provided by Bentham Asset Management Pty Ltd ABN 92 140 833 674 AFSL 356199 (Bentham). Fidante Partners Limited (Fidante) (ABN 94 002 835 592, AFSL 234668) is the responsible entity and issuer of interests in the Bentham Global Income Fund ARSN 105 898 271 and the Bentham Professional Global Income Fund ARSN 109 991 095 (available via mFunds) (known as the Funds). Fidante Partners Limited ABN 94 002 835 592 and AFSL No. 234 668 (Fidante Partners) is the responsible entity of and issuer of interests in the Bentham Global Income Fund NZD ARSN 165 696 417. It is intended to be general information only and not financial product advice and has been prepared without taking into account any person's objectives, financial situation or needs. Each person should, therefore, consider its appropriateness having regard to these matters and the information in the product disclosure statement (PDS) and any additional information brochure (AIB) for the Fund before deciding whether to acquire or continue to hold an interest in the Fund. If you acquire or hold an interest in the Fund, we will receive the fees and other benefits, which are generally disclosed in the PDS and any AIB for the Fund. Neither Bentham nor a related company and our respective employees receive any specific remuneration for any advice provided to you. However, financial advisers may receive fees or commissions if they provide advice to you or arrange for you to invest in the Fund. Past performance is not a reliable indicator of future performance. Neither Bentham nor Fidante Partners nor any of their related entities guarantees the performance of the Fund, nor capital invested in the Fund. The PDS and any AIB can be obtained from your financial adviser, our Investor Services team on 13 51 53, or on our website www.benthamam.com.au. Please also refer to the Financial Services Guide on the Bentham website.