

Bentham Global Income Fund NZD

Annual fund profile – 30 June 2021

Investment style

The Bentham Global Income Fund (the Fund) is focused on generating stable investment income by providing diversified exposure to domestic and global credit markets. Investments are actively managed with allocations across different credit sectors, trading of individual securities and managing risk. A global focus provides more investment opportunities and diversity when compared with the domestic fixed income market. Global credit markets typically offer higher income than traditional fixed interest and equity markets, and low levels of correlation with equities and government bonds, which may improve the risk return profile of a balanced investment portfolio.

Investment objectives

The Fund's investment objective is to generate income based returns with some potential for capital growth over the medium to long term. The Fund may appeal to investors wanting diversified and actively managed exposure to global credit markets.

Management team

Bentham is a specialist fixed interest and credit investment manager. Bentham actively manages a number of high yielding funds with varying risk profiles. The portfolios are designed to generate income while diversifying risk in global credit markets. Bentham's goal is to deliver higher income to investors than can generally be achieved in traditional fixed interest and equity markets. The founders of Bentham previously worked together as part of the Credit Investment Group of Credit Suisse Alternative Capital Inc. They are still managing the same portfolios. Bentham's investment philosophy is based on a strong credit culture and a systematic investment process, with a focus on the preservation of principal and protection against downside risk.

Bentham has 15 staff located in Australia and the Credit Investments Group has over 50 investment staff based in New York and London. The Australian team have

a strong track record of managing global diversified fixed interest portfolios and are well resourced with market leading risk portfolio systems.

Fund facts

Fund name	Bentham Global Income Fund NZD
Investment Manager	Bentham Asset Management
Responsible Entity	Fidante Partners Services Limited
Fund aim	To provide exposure to global credit markets and to generate income with some potential for capital growth over the medium to long term
Portfolio manager	Richard Quin (32 years' experience)
Inception date	30 September 2013
ARSN code	165 696 417
Fund size	NZ\$75.099 million as at 30 June 2021
Management costs	0.77%
Buy/sell spread	+0.275%/-0.275% (reviewed periodically)
Entry and exit fees	Nil
Pricing frequency	Daily unit pricing
Initial investment	NZ\$50,000 minimum
Currency	NZD denominated

Fund features

- Access to global investment opportunities not typically available to direct retail investors
- Diversified sources of income across many countries, industries, companies and investment types
- Unique asset classes with specialist expertise
- Targeted income distribution frequency: monthly
- Daily unit pricing
- Australian domiciled trust with a 17 year+ track record.

Portfolio construction

Bentham manages the Fund on a top down basis, with active allocations to different global credit market sectors made according to quarterly forecasts of prospective risk adjusted returns. Drawing on a combination of both internal experience and strong relationships with specialist investment managers, Bentham seeks out and identifies

global investment opportunities.

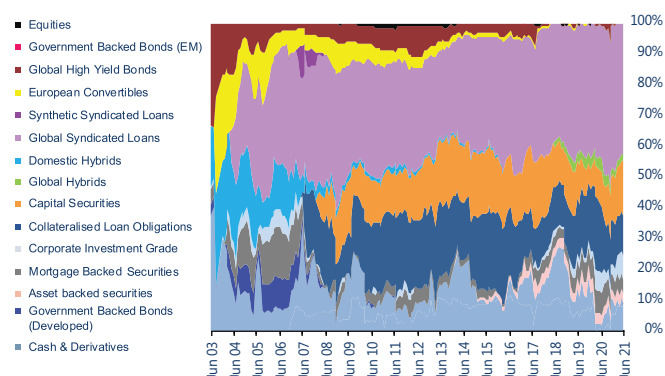
Bentham employs a bottom-up security selection approach which focuses on relative value investment opportunities within global credit and is diversified across different industries, capital structure position and credit ratings.

The Fund has a minimum of 50% exposure to investment grade securities. Credit risk is minimised with a focus on capital preservation and a high diversity of investments which would otherwise be difficult to achieve without access to global markets and an institutional size portfolio.

Bentham actively manages interest rate exposures in the Fund. The Fund will be as close to fully currency hedged into NZD as is practicable.

Active asset allocation

September 2003 to June 2021



Source: Bentham Asset Management

30-06-2021

Fund risk profile

Investment universe	Global credit and fixed interest markets, including, but not limited to, government backed bonds, global syndicated loans, global high yield bonds, investment grade securities, global capital securities, asset backed securities, Australian and global hybrid securities, equities and derivatives
Suggested investment timeframe	Medium term – three years minimum investment
Volatility/risk level	Medium
Income distribution frequency	Monthly
Target distribution rate*	Target distribution rate for FY22 set at 3% p.a. of the monthly unit price*
Fund benchmark	50% Bloomberg AusBond Composite Bond Index and 50% Bloomberg AusBond Bank Bill Index, each hedged into NZD
Credit risk	Minimum exposure of 50% to investment grade rated securities
Credit sector exposure limits	30% high yield bonds, 50% syndicated loans, 75% investment grade credit and 30% cash
Issuer exposure limits	2% per non-investment grade issuer
Duration management	Interest rate risk (duration) actively managed
Tail risk management	Ongoing tail risk hedging strategy in place. The Investment Manager will use a small proportion of Fund yield to purchase options to protect the portfolio.

* Bentham intends to achieve the distribution rate for FY2022 with taxable income. If there is a shortfall of taxable income, the distribution may possibly include a capital return. The current distribution rate setting was based on the running yield of the Fund as at 30 June 2021 and assumes the Fund continues to achieve an equivalent yield for FY2022. Actual distributions, however, can differ from this setting because of future matters which are not known or able to be presently identified.

Distribution as a % of Net Asset Value (NAV)*

Financial Year	Jul	Aug	Sep	Oct	Nov	Dec	Jan	Feb	Mar	Apr	May	Jun	FYTD**
2021	0.28	0.28	0.28	0.29	0.29	0.29	0.29	0.28	0.30	0.85	0.84	1.12	5.83
2020	0.30	0.31	0.31	0.31	0.30	0.31	0.31	0.31	1.33	0.34	0.32	0.32	4.80
2019	0.37	0.37	0.37	0.37	0.38	0.37	0.37	0.38	0.38	0.38	0.37	3.20	7.18
2018	0.41	0.37	0.38	0.37	0.38	0.37	0.37	0.38	0.38	0.38	0.38	0.37	4.67
2017	0.42	0.41	0.41	0.42	0.41	0.42	0.40	0.42	0.41	0.41	0.41	2.39	7.56
2016	0.46	0.45	0.46	0.46	0.46	0.46	0.46	0.46	0.47	0.45	0.46	0.48	5.38
2015	0.52	0.51	0.53	0.52	0.48	0.52	0.51	0.53	0.52	0.52	0.52	0.43	6.20
2014	0.00	0.00	0.00	0.49	0.47	0.44	0.47	0.47	0.46	0.47	0.48	1.16	4.92

Source: Fidante Partners. Past distributions are no indication of future distributions.

* Calculated as the cents per unit (CPU) distribution at month end divided by the ex-distribution unit price at the start of the month.

** Annual Distribution Return (Year-to-Date) is calculated as the Total Return (after fees) minus Growth Return. Total Returns (after fees) are calculated using pre-distribution month end withdrawal unit price and assumes all distributions are reinvested. Growth Returns equal the percentage change in the unit price.

Long-term correlation of asset class returns^{#^}

The Fund has exposure to a number of different credit and fixed income asset classes for the purpose of generating returns. Actively allocating to multiple credit asset classes with varying levels of correlation – rather than focusing on one asset class – may improve the diversity of a portfolio. Usually this results in an increased diversification of risk.

Correlation	Cash (Bank Bills)	Global Govt Bonds	US IG Corporates	Leveraged Loans	US High Yield	World Equities (Un-hedged)	US Preferred Securities	Emerging Market Bonds	NZ Fixed Income	NZ Equities
Cash (Bank Bills)	1.00	0.12	-0.15	-0.25	-0.25	-0.04	-0.17	-0.08	0.07	-0.19
Global Govt Bonds	0.12	1.00	0.45	-0.42	-0.23	-0.35	0.07	0.28	0.35	-0.24
US IG Corporates	-0.15	0.45	1.00	0.38	0.60	0.08	0.74	0.78	0.29	0.26
Leveraged Loans	-0.25	-0.42	0.38	1.00	0.88	0.42	0.57	0.47	-0.09	0.49
US High Yield Bonds	-0.25	-0.23	0.60	0.88	1.00	0.40	0.64	0.70	0.00	0.55
World Equities (Unhedged)	-0.04	-0.35	0.08	0.42	0.40	1.00	0.31	0.13	0.16	0.50
US Preferred Securities	-0.17	0.07	0.74	0.57	0.64	0.31	1.00	0.66	0.26	0.36
Emerging Market Bonds	-0.08	0.28	0.78	0.47	0.70	0.13	0.66	1.00	0.12	0.37
NZ Fixed Income	0.07	0.35	0.29	-0.09	0.00	0.16	0.26	0.12	1.00	-0.03
NZ Equities	-0.19	-0.24	0.26	0.49	0.55	0.50	0.36	0.37	-0.03	1.00

Monthly data since October 2013 as at 30 June 2021. Overseas returns (except World Equities) are fully hedged into Australian dollars.

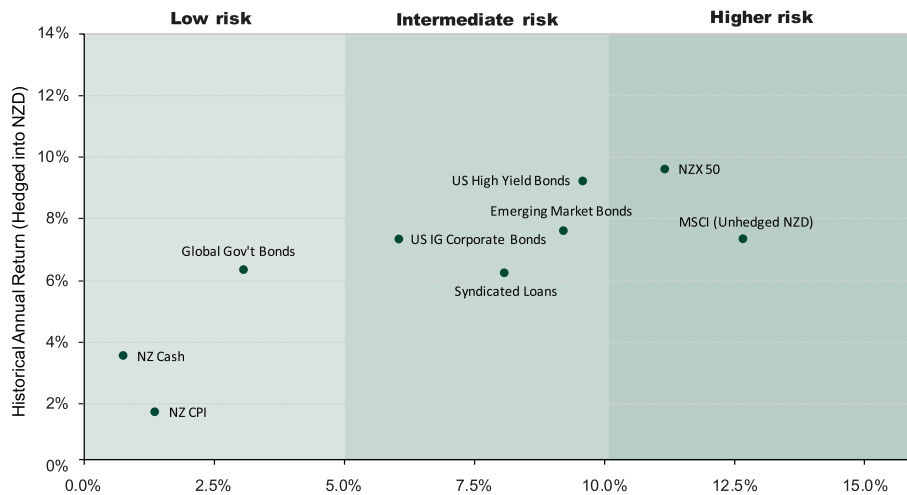
[^] Sources: Barclay's Capital, Bentham, BoA Merrill Lynch, Bloomberg, Credit Suisse, JP Morgan, Morgan Stanley and UBS.

Past performance is no indication of future performance.

Risk and return

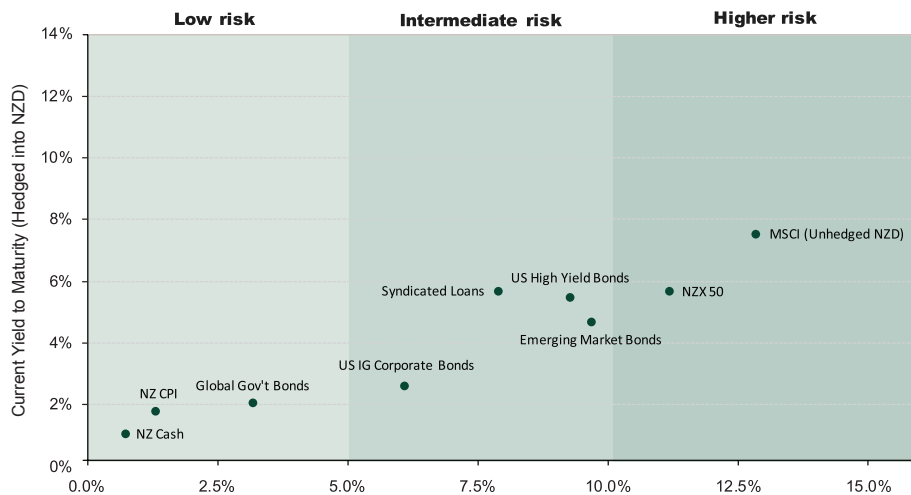
Through active management, the Fund offers diversified exposure to global credit markets. Over the long term, credit markets have achieved above cash returns, and have typically had an intermediate risk profile as characterised in the risk return chart below. For specific and current return data please refer to the current monthly fact sheets or quarterly commentaries.

Historical returns versus historical risk (30 June 2021)



Historical standard deviation of returns (# of years: 15.0 to 30 June 2021)

Current yield versus historical risk (30 June 2021)



Historical standard deviation of returns (# of years: 15.0 to 30 June 2021)

* Prospective fixed interest yields are hedged into NZD assuming an estimated duration matched interest rate differential. The Australian Equities and World Equities (unhedged) yields represent the Bloomberg estimated earnings yield. For the prospective equity yield we have used the earnings yield and added an additional 2.5% growth (roughly equivalent to GDP). The earning yield ratio is the inverse of the price-to-earnings ratio. The historical standard deviation shown for these equity asset classes is based on the total return for the relevant index. Actual returns will comprise of both income and capital movements and as a result could vary substantially from those shown above. The outcomes shown above may be affected by known or unknown risks and uncertainties that cannot presently be identified. Accordingly actual outcomes may differ from those shown above. Past performance is not a reliable indicator of future performance.

Asset Class definitions; Australian Cash is Bloomberg AusBond Bank Bill Index, Global Govt Bonds is JP Morgan GBI, Australian Fixed Interest is Bloomberg AusBond Composite Bond Index, US IG Corporates is Barclay's US Corporates, US Leveraged Loans is Credit Suisse Leveraged Loans Index, US High Yield Bonds is Credit Suisse High Yield Bond Index, World Equities (Unhedged) is Morgan Stanley MSCI Index (Developed), Australian Equities is S&P/ASX200 Accumulation Index, US Hybrid Securities is Merrill Lynch BoA Preferred Hybrids Index, Emerging Market Bonds is JP Morgan EMBI+, and Australian Property Trusts is S&P/ASX200 Accumulation A-REIT Index. Overseas index returns (except World Equities) are fully hedged into New Zealand dollars.

Fidante Partners

Fidante Partners Services Limited is the responsible entity of the Fund and issues units in it. Fidante Partners has appointed Bentham Asset Management Pty Limited as the Fund's investment manager. A related entity of Fidante Partners holds a partial equity stake in Bentham.

Contact us

Retail Investors: Fidante Partners Investor Services on 13 51 53.

New Zealand Advisers and Institutional Investors: The Investment Store on 0800 331 041.

More information: www.benthamam.com

Researcher Fund Ratings



Applicable to AUD version only.



The Morningstar Analyst Rating™ for Bentham Global Income Fund is 'Silver' as of 19-03-2020

Bentham Industry Awards



2019 Winner Best Income Fund
2016 Winner Best Income Fund
2015 Winner Best Income Fund



2018 Finalist Fixed Interest
2017 Finalist Fixed Interest
2014 Winner Fixed Interest category
2010 Winner Fixed Interest category



2018 Finalist Global and Diversified Fixed Interest
2015 Finalist Global and Diversified Fixed Interest
2014 Finalist Global and Diversified Fixed Interest
2013 Finalist Global and Diversified Fixed Interest



2019 Winner High Yield Bonds
2018 Winner High Yield Bonds

Morningstar: The Morningstar Analyst Rating™ for Bentham Global Income Fund is 'Silver' as of 19/03/2020. © 2018 Morningstar, Inc. All rights reserved. Neither Morningstar, its affiliates, nor the content providers guarantee the data or content contained herein to be accurate, complete or timely nor will they have any liability for its use or distribution. Any general advice or 'class service' have been prepared by Morningstar Australasia Pty Ltd (ABN: 95 090 665 544, AFSL: 240892) and/or Morningstar Research Ltd, subsidiaries of Morningstar, Inc, without reference to your objectives, financial situation or needs. Refer to our Financial Services Guide (FSG) for more information at www.morningstar.com.au/s/fsg.pdf. You should consider the advice in light of these matters and if applicable, the relevant Product Disclosure Statement before making any decision to invest. Our publications, ratings and products should be viewed as an additional investment resource, not as your sole source of information. Past performance does not necessarily indicate a financial product's future performance. To obtain advice tailored to your situation, contact a professional financial adviser.

This material has been prepared by Bentham Asset Management ABN 92 140 833 674 AFSL 356199 (Bentham), the investment manager of Bentham Global Income Fund NZD (Fund). Fidante Partners Limited ABN 94 002 835 592 AFSL 234668 (Fidante) is a member of the Challenger Limited group of companies (Challenger Group) and is the responsible entity of the Fund. Other than information which is identified as sourced from Fidante in relation to the Fund, Fidante is not responsible for the information in this material, including any statements of opinion.

It is general information only and is not intended to provide you with financial advice or take into account your objectives, financial situation or needs. You should consider, with a financial adviser, whether the information is suitable to your circumstances. The Fund's Target Market Determination and Product Disclosure Statement (PDS) available at www.fidante.com should be considered before making a decision about whether to buy or hold units in the Fund. To the extent permitted by law, no liability is accepted for any loss or damage as a result of any reliance on this information. Past performance is not a reliable indicator of future performance.

Bentham and Fidante have entered into arrangements in connection with the distribution and administration of financial products to which this material relates. In connection with those arrangements, Bentham and Fidante may receive remuneration or other benefits in respect of financial services provided by the parties.

Fidante is not an authorised deposit-taking institution (ADI) for the purpose of the Banking Act 1959 (Cth), and its obligations do not represent deposits or liabilities of an ADI in the Challenger Group (Challenger ADI) and no Challenger ADI provides a guarantee or otherwise provides assurance in respect of the obligations of Fidante. Investments in the Fund are subject to investment risk, including possible delays in repayment and loss of income or principal invested. Accordingly, the performance, the repayment of capital or any particular rate of return on your investments are not guaranteed by any member of the Challenger Group.