

Bentham Syndicated Loan Fund NZD
February 2021
Fund Aim

To provide investors with a diversified exposure to the global syndicated loan market with an active allocation to investments in different industries, issuers and geographies.

Fund Performance as at 28 February 2021

	1 month	3 months	6 months	1 year	3 years (p.a.)	5 years (p.a.)	Since inception (p.a.)
Gross return (before fees)	0.40	3.02	6.63	4.62	3.70	6.80	6.08
Growth return (after fees)	-0.03	1.75	4.06	-0.75	-3.24	-0.67	-1.89
Distribution return	0.40	1.22	2.49	4.47	6.02	6.57	7.08
Total return (after fees)¹	0.37	2.98	6.54	3.73	2.77	5.90	5.19
Benchmark	0.68	3.26	6.28	4.48	3.47	5.84	5.19
Active return (after fees) ²	-0.31	-0.29	0.26	-0.75	-0.70	0.06	0.00

Source: Fidante Partners. Past performance is not indicative of future performance. Returns may be volatile and may vary from year to year.

¹ Total Return (after fees) is calculated using pre-distribution month end withdrawal unit prices, and assumes all income is reinvested in additional units. Total Return equals Growth return (after fees) plus Distribution return (after fees).

² Active Return of the Fund is the difference between the Total Return and the return of the Benchmark. Gross Returns (before fees) are calculated by adding back the fees and expenses deducted. Please refer to the PDS for more information on fees and expenses.

Portfolio and Market Returns

The Bentham Syndicated Loan Fund NZD had a total return (after fees) of 0.37% in the month of February, underperforming the benchmark (Credit Suisse Leveraged Loan Index hedged into NZD) by 0.31%. On a before fees basis the fund returned 0.40% for the month, underperforming the benchmark by 0.28%.

Fund Statistics

At month end, the Fund had a yield to maturity of 5.13% and running yield of 4.29%, with the credit yield spread decreasing by 7 bps to 414 bps during the month. The Fund had an interest rate duration of 1.33 years and credit duration of 3.96 years.

Leveraged Loan Market

The discount margin (3 year) for the Index decreased by 14 bps during the month to 446 bps.

The top performing leveraged loan industries in February were Energy, Gaming/Leisure and Manufacturing with returns (sector performance in USD terms) of 2.79%, 1.32% and 1.21% respectively. The worst performing loan industries were Utility, Retail and Food/Tobacco with returns of -0.14%, 0.33% and 0.37% respectively.

Portfolio Exposures

The Fund's three largest industry exposures are 10.7% in Healthcare, Education and Childcare, 10.1% in Electronics and 7.5% in Chemicals, Plastics and Rubber. The Fund's top three company exposures are 0.9% in Burger King, 0.8% in Numericable and 0.8% in The Almond Company. During the month, the Fund increased its exposure to Peraton, RealPage and Foundation Building Materials; with decreased exposures to Asplundh Tree Expert, Caesars Resort and American Airlines.

Portfolio Summary Statistics

Yield to maturity	5.13%
Running yield	4.29%
Credit spread ³	+414bps
Number of issuers	417
Interest rate duration	1.33 years
Credit duration	3.96 years
Average credit quality ⁴	B+
Fund size	NZ\$53,826,120

Risk Characteristics

5 Year Volatility ⁵	6.87
5 Year Sharpe Ratio ⁶	0.75
5 Year Tracking Error ⁷	0.97
5 Year Information Ratio ⁸	0.99

Fund Distributions

Distribution frequency	Monthly
Monthly distribution ⁹	0.40% (Feb 2021)
Target distribution rate (FY21) ¹⁰	1m NZ BKBM + 4.25% to 4.75%

³ Spread over the swap rate.

⁴ The average credit quality is calculated using a duration adjusted Moody's Weighted Average Rating Factor (WARF) for both the S&P and Moody's security credit ratings within a portfolio.

⁵ Volatility is Standard Deviation.

⁶ Sharpe Ratio is the excess return over the Bloomberg NZBond Bank Bill Index (before fees) divided by Standard Deviation.

⁷ Tracking Error is the Standard Deviation of the Active Return (before fees).

⁸ Information Ratio is the Active Return (before fees) divided by the Tracking Error.

⁹ Calculated as the cents per unit (CPU) distribution at the month end divided by the ex-distribution unit price at the start of the month.

¹⁰ Target distribution rates for FY21 set at one month New Zealand Bank Bill Swap Rate (BKBM) plus a range of 4.25% to 4.75% of the monthly unit price. Bentham intends to achieve the distribution rate for FY2021 with taxable income. If there is a shortfall of taxable income, the distribution may possibly include a capital return.

The current distribution rate setting was based on the running yield of the Fund as at 30 June 2020 and assumes the Fund continues to achieve an equivalent yield for FY2021. Actual distributions, however, can differ from this setting because of future matters which are not known or able to be presently identified.

Bentham Syndicated Loan Fund NZD
February 2021
Monthly Distribution Returns History (%)¹

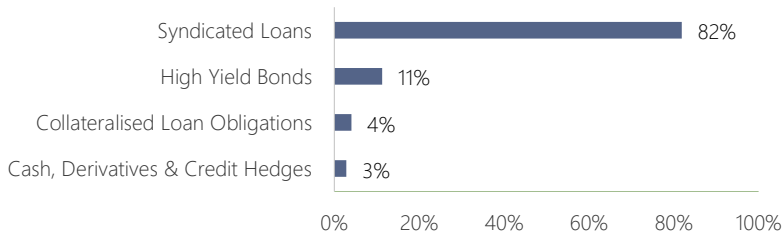
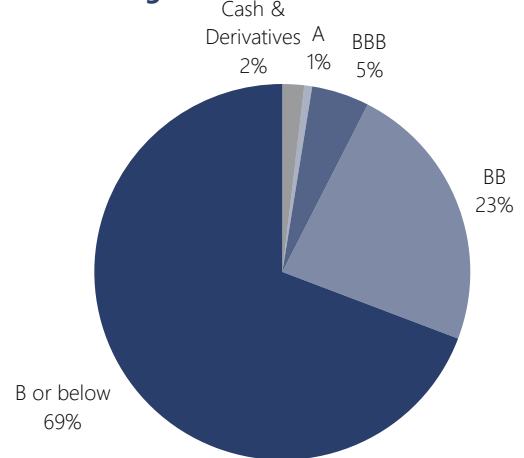
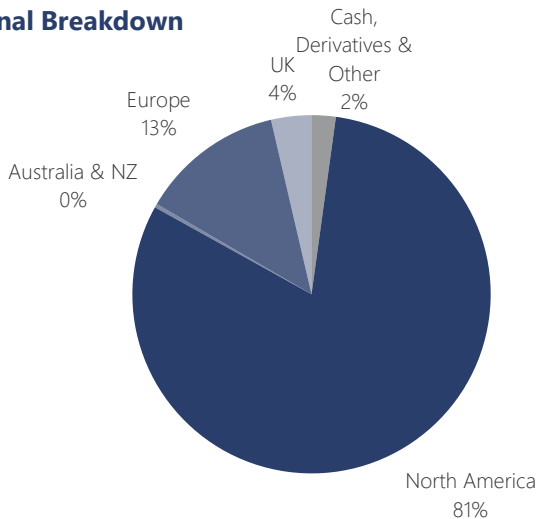
Financial Year	Jul	Aug	Sep	Oct	Nov	Dec	Jan	Feb	Mar	Apr	May	Jun	YTD ²
2021	0.40	0.39	0.40	0.39	0.40	0.40	0.40	0.40	-	-	-	-	3.41
2020	0.41	0.41	0.36	0.36	0.37	0.36	0.36	0.37	0.36	0.29	0.30	0.29	3.99
2019	0.41	0.40	0.41	0.40	0.40	0.41	0.41	0.40	0.41	0.40	0.41	4.42	8.76
2018	0.46	0.41	0.42	0.43	0.42	0.42	0.42	0.42	0.42	0.42	0.43	0.42	5.21
2017	0.51	0.50	0.49	0.50	0.48	0.41	0.46	0.47	0.45	0.47	0.46	2.91	8.63
2016	0.51	0.48	0.47	0.48	0.48	0.46	0.46	0.43	0.45	0.43	0.42	1.14	6.14

Source: Fidante Partners

Past distributions are no indication of future distributions.

¹ Calculated as the cents per unit (CPU) distribution at month end divided by the ex-distribution unit price at the start of the month.

² Annual distribution return (Year-to-Date) is calculated as the Total Return (after fees) minus Growth Return. Total Return (after fees) is calculated using pre-distribution month end withdrawal unit price, and assumes distributions are reinvested. Growth Return equals the percentage change in unit price.

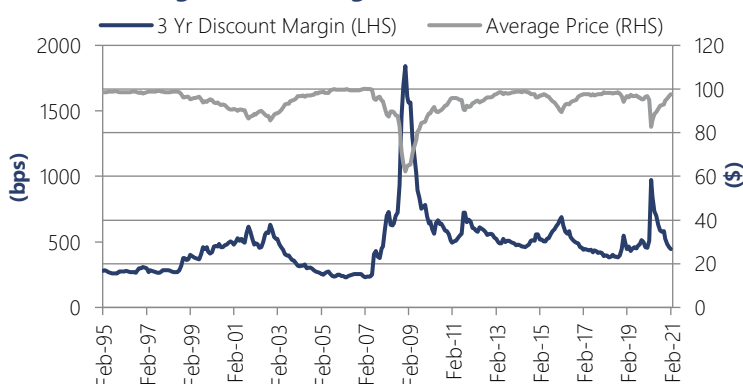
Portfolio Asset Allocation

Credit Rating Breakdown

Regional Breakdown

Top 5 Industry Exposures (Moody's SIC)

Healthcare, Education and Childcare	10.7%
Electronics	10.1%
Chemicals, Plastics and Rubber	7.5%
Diversified/Conglomerate Service	6.7%
Telecommunications	5.9%

Pricing and Fees

Unit frequency pricing	Daily
Management fee	0.84%
Recoverable expenses	0.00% (Feb 2021)
Buy/sell spread ³	+0.440%/-0.440%
Entry and exit fees	Nil
Minimum initial investment	NZ\$50,000

³ Buy/sell spread is retained in the Fund to cover transaction costs. It is not paid to the Investment Manager. The buy/sell spread is reviewed on a monthly basis to ensure it fairly reflects market transaction costs.

Discount Margin and Average Price of US Loan Market


Source: Credit Suisse

Bentham Syndicated Loan Fund NZD

February 2021

Fund Overview

Portfolio Manager	Richard Quin
Inception date	30 September 2013
ARSN code	165 696 300
Benchmark	Credit Suisse Leveraged Loan Index (hedged into New Zealand dollars)
Return objective	The Fund aims to achieve investment returns above the Benchmark over the suggested investment time frame
Suggested investment time frame	Medium term, minimum 3 years
Fund aim	To provide investors with a diversified exposure to the global syndicated loan market with an active allocation to investments in different industries, issuers and geographies
Interest rate risk	Predominantly floating rate
Currency	Hedged into New Zealand dollars
Fund features	<ul style="list-style-type: none"> • Access to global senior secured syndicated loans which are not generally available to direct retail investors • Regular monthly distributions • High running yield with low interest rate risk • Fund track record 5+ years • Strategy track record 14+ years • Loans are valued to market prices daily – with daily unit pricing

More information:

Retail Investors: Fidante Partners Investor Services on 13 51 53 or info@fidante.com.au

Advisers: New Zealand Advisers, contact The Investment Store on 0800 331 041

Institutional Investors / Consultants: contact The Investment Store on 0800 331 041

Website: www.benthamam.com

PDS: [Bentham Syndicated Loan Fund NZD PDS](#)

Unless otherwise specified, any information contained in this publication is current as at the date of this publication and is provided by Bentham Asset Management Pty Ltd ABN 92 140 833 674 AFSL 356199 (Bentham). Fidante Partners Limited (Fidante) (ABN 94 002 835 592, AFSL 234668) is the responsible entity and issuer of interests in the Bentham Global Income Fund NZD ARSN 165 696 417, Bentham Syndicated Loan Fund NZD ARSN 165 696 300 and the Bentham Asset Backed Securities Fund ARSN 622 644 866, and Fidante Partners Services Limited ABN 44 119 605 373, AFSL 320505 (Fidante Partners), is the responsible entity and issuer of interests in the Bentham Global Income Fund ARSN 105 898 271, Bentham Professional Global Income Fund ARSN 109 991 095, Bentham Syndicated Loan Fund ARSN 110 077 159, Bentham Professional Syndicated Loan Fund ARSN 111 433 071 and Bentham High Yield Fund ARSN 088 907 224 (known as the Funds). It is intended to be general information only and not financial product advice and has been prepared without taking into account any person's objectives, financial situation or needs. Each person should, therefore, consider its appropriateness having regard to these matters and the information in the product disclosure statement (PDS) and any additional information brochure (AIB) for the Fund before deciding whether to acquire or continue to hold an interest in the Fund. If you acquire or hold an interest in the Fund, we will receive the fees and other benefits, which are generally disclosed in the PDS and any AIB for the Fund. Neither Bentham nor a related company and our respective employees receive any specific remuneration for any advice provided to you. However, financial advisers may receive fees or commissions if they provide advice to you or arrange for you to invest in the Fund. Past performance is not a reliable indicator of future performance. Neither Bentham nor Fidante Partners nor any of their related entities guarantees the performance of the Fund, nor capital invested in the Fund. The PDS and any AIB can be obtained from your financial adviser, our Investor Services team on 13 51 53, or on our website www.benthamam.com.au. Please also refer to the Financial Services Guide on the Bentham website.