

Investment Objective

To provide exposure to investment grade global asset backed securities (ABS) and generate stable income with some capital growth.

Fund Performance as at 31 December 2019

	1 month	3 months	6 months	1 year	2 year (p.a.)	3 year (p.a.)	Since inception (p.a.)
Gross return (before fees)	0.36	0.86	1.59	4.34	3.10	3.96	4.18
Growth return (after fees)	0.08	0.06	-0.02	0.59	-0.65	0.66	1.02
Distribution return	0.21	0.67	1.39	3.36	3.38	2.96	2.81
Total return (after fees)¹	0.29	0.73	1.37	3.95	2.73	3.61	3.83
Benchmark	0.07	0.24	0.52	1.50	1.71	1.72	1.73
Active return (after fees) ²	0.22	0.50	0.84	2.45	1.02	1.89	2.11

Past performance is not indicative of future performance. Returns may be volatile and may vary from year to year.

¹ Total Return (after fees) is calculated using pre-distribution month end withdrawal unit prices, and assumes all income is reinvested in additional units. Total Return equals Growth return (after fees) plus Distribution return (after fees).

² Active Return of the Fund is the difference between the Total Return and the return of the Benchmark. Gross Returns (before fees) are calculated by adding back the fees and expenses deducted. Please refer to the PDS for more information on fees and expenses.

Portfolio Returns

The Bentham Asset Backed Securities Fund had a total return (after fees) of 0.29% in the month of December, outperforming the benchmark (Bloomberg AusBond Bank Bill Index) by 0.22%. On a before fees basis the fund returned 0.36% for the month, outperforming the benchmark by 0.29%.

Portfolio Exposures

The Fund's sector allocations are 34.3% in US Broadly Syndicated Collateralised Loan Obligations (CLO), 18.9% in UK Residential Mortgage Backed Securities (RMBS), 16.9% in European CLO, 9.0% in Cash & Derivatives, 7.7% in Middle Market CLO, 3.9% in Australian RMBS, 3.9% in Aircraft ABS, 2.0% in Credit Card ABS, 1.5% in US Commercial Real Estate (CRE), 1.3% in Auto ABS, 0.2% in European RMBS and 0.2% in Personal Loan ABS.

Contributors

The top performing contributors to performance included US Broadly Syndicated CLO and UK RMBS; whilst the bottom performing contributors included Aircraft ABS and European RMBS.

Outlook

The Fund remains focused on the higher rated tranches of ABS issuance, offering investors a high credit quality, higher yielding, secured alternatives to investment grade corporate and government bonds, with low interest rate risk.

We place a high value on the structural benefits ("terms") typically included in global ABS structures to help preserve the principal of investors in the higher-rated tranches, such as cashflow priority, security, seniority, and reduction in leverage over time.

Portfolio Summary Statistics

Yield to maturity	2.54%
Running yield	2.48%
Credit spread ³	+152bps
Number of issuers	81
Interest rate duration	0.43 years
Credit duration	3.55 years
Average credit quality ⁴	AA+
Fund size	A\$188,064,961

Risk Characteristics

1 Year Volatility ⁵	0.52
1 Year Sharpe Ratio ⁶	5.48
1 Year Tracking Error ⁷	0.44
1 Year Information Ratio ⁸	6.38

Fund Distributions

Distribution frequency	Monthly
Monthly distribution ⁹	0.21% (Dec 2019)
Target distribution rate (FY20) ¹⁰	1m BBSW + 1.75%

³ Spread over the swap rate.

⁴ The average credit quality is calculated using a duration adjusted Moody's Weighted Average Rating Factor (WARF) for both the S&P and Moody's security credit ratings within a portfolio.

⁵ Volatility is Standard Deviation.

⁶ Sharpe Ratio is the excess return over the Bloomberg AusBond Bank Bill Index (before fees) divided by Standard Deviation.

⁷ Tracking Error is the Standard Deviation of the Active Return (before fees).

⁸ Information Ratio is the Active Return (before fees) divided by the Tracking Error.

⁹ Calculated as the cents per unit (CPU) distribution at the month end divided by the ex-distribution unit price at the start of the month.

¹⁰ Target distribution rates for FY20 set at one month Australian Bank Bill Swap Rate (BBSW) plus 1.75% of the monthly unit price. Bentham intends to achieve the distribution rate for FY2020 with taxable income. If there is a shortfall of taxable income, the distribution may possibly include a capital return.

The current distribution rate setting was based on the running yield of the Fund as at 30 June 2019 and assumes the Fund continues to achieve an equivalent yield for FY2020.

Monthly Distribution Returns History (%)¹

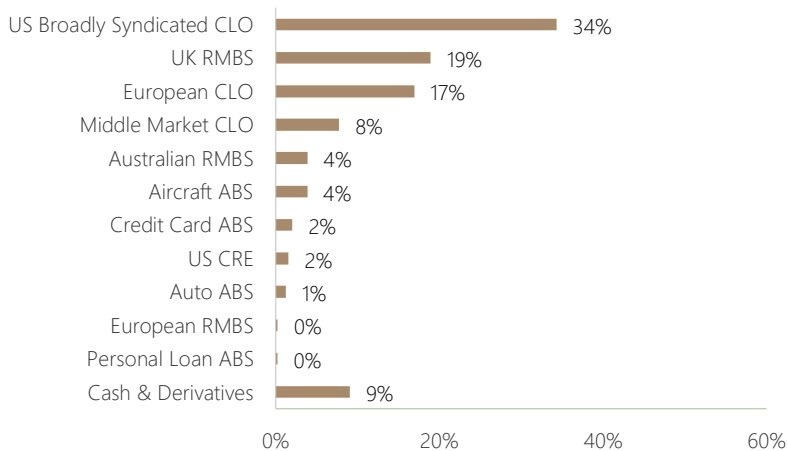
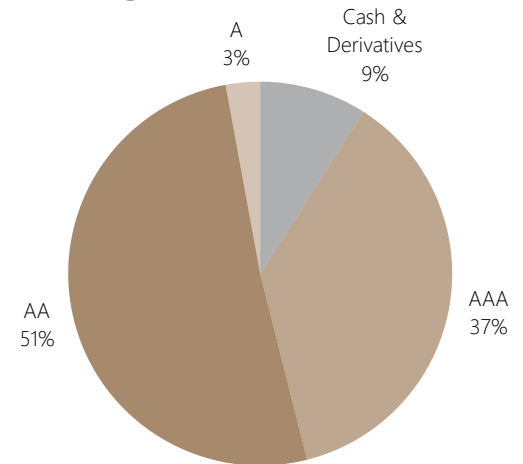
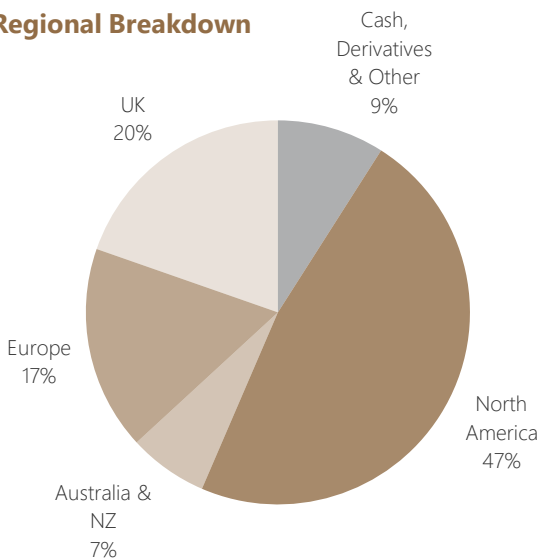
Financial Year	Jul	Aug	Sep	Oct	Nov	Dec	Jan	Feb	Mar	Apr	May	Jun	YTD ²
2020	0.24	0.23	0.23	0.23	0.22	0.21	-	-	-	-	-	-	1.39
2019	0.31	0.30	0.30	0.30	0.30	0.30	0.32	0.31	0.29	0.30	0.28	0.41	3.75
2018	0.28	0.29	0.29	0.28	0.28	0.29	0.29	0.29	0.29	0.30	0.31	0.14	3.38
2017					0.28	0.28	0.28	0.28	0.28	0.28	0.28	0.29	

Source: Fidante Partners

Past distributions are no indication of future distributions.

¹ Calculated as the cents per unit (CPU) distribution at month end divided by the ex-distribution unit price at the start of the month.

² Annual distribution return (Year-to-Date) is calculated as the Total Return (after fees) minus Growth Return. Total Return (after fees) is calculated using pre-distribution month end withdrawal unit price, and assumes distributions are reinvested. Growth Return equals the percentage change in unit price.

Portfolio Asset Allocation

Credit Rating Breakdown

Regional Breakdown

Pricing and Fees

Unit frequency pricing	Daily
Management fee	0.35%
Recoverable expenses	0.00% (Dec 2019)
Buy/sell spread ³	+0.215%/-0.215%
Entry and exit fees	Nil
Minimum initial investment	A\$10,000

³ Buy/sell spread is retained in the Fund to cover transaction costs. It is not paid to the Investment Manager. The buy/sell spread is reviewed on a monthly basis to ensure it fairly reflects market transaction costs.

Fund Overview		Platform Availability	
Portfolio Manager	Richard Quin	Asgard eWrap	✓
Inception date	31 October 2016	Asgard Infiniti-Select	✓
APIR code	HOW2852AU	Asgard Master Trust	✓
Benchmark	Bloomberg AusBond Bank Bill Index	BT Panorama	✓
Performance objective	To exceed the Benchmark (cash) by 1.5% p.a. post fees over rolling three year periods	BT Wrap	✓
Investment universe	Includes global asset backed securities, securitised debt, government bonds, government backed bonds, cash and derivatives	HUB24	✓
Credit quality objective	Minimum A-	Netwealth	✓
Credit risk	Minimum 90% exposure to investment grade* rated securities and cash equivalents	ASX mFund Settlement Service	BAM06
Interest rate risk	Largely floating rate		
Currency	Aims to be fully hedged to AUD		
Fund features	<ul style="list-style-type: none"> • Provides access to the global ABS market • Active specialist management • Portfolio diversified across ABS sectors and regions • High credit quality portfolio • Floating rate asset class, targeting a total return above cash • Low volatility / risk level. Focus on preservation of capital • Regular monthly distributions • Daily unit pricing • Competitive fee 		

* An assigned credit rating of BBB-/Baa3 or better by a credit rating agency.

Rated by Lonsec



More information:

Fund Information (for Wholesale and Institutional investors):

Daniel Conti, CAIA

Senior Portfolio Specialist

Bentham Asset Management

Tel. +61 2 9994 7923

Email: daniel.conti@benthamam.com

Kate Harris

Senior Portfolio Specialist

Bentham Asset Management

Tel: +61 2 9994 7329

Email: kate.harris@benthamam.com

Tyler Purviance, CFA

Portfolio Specialist

Bentham Asset Management

Tel: +61 2 9994 7929

Email: tyler.purviance@benthamam.com

Fund Administration: Fidante Partners Investor Services on 13 51 53 or info@fidante.com.au

Advisers: Please contact funds@benthamam.com or call 02 9994 7929

Institutional Investors / Consultants / Researchers: institutional@benthamam.com

Website: www.benthamam.com

PDS: [Bentham Asset Backed Securities Fund PDS](#)

Lonsec: The Lonsec Rating (assigned May 2019) presented in this document is published by Lonsec Research Pty Ltd ABN 11 151 658 561 AFSL 421 445. The Rating is limited to "General Advice" (as defined in the Corporations Act 2001 (Cth)) and based solely on consideration of the investment merits of the financial product(s). Past performance information is for illustrative purposes only and is not indicative of future performance. It is not a recommendation to purchase, sell or hold Bentham Asset Management product(s), and you should seek independent financial advice before investing in this product(s). The Rating is subject to change without notice and Lonsec assumes no obligation to update the relevant document(s) following publication. Lonsec receives a fee from the Fund Manager for researching the product(s) using comprehensive and objective criteria. For further information regarding Lonsec's Ratings methodology, please refer to our website at: <http://www.lonsecresearch.com.au/research-solutions/our-ratings>.

Unless otherwise specified, any information contained in this publication is current as at the date of this publication and is provided by Bentham Asset Management Pty Ltd ABN 92 140 833 674 AFSL 356199 (Bentham). Fidante Partners Limited (Fidante) (ABN 94 002 835 592, AFSL 234668) is the responsible entity and issuer of interests in the Bentham Global Income Fund NZD ARSN 165 696 417, Bentham Syndicated Loan Fund NZD ARSN 165 696 300 and the Bentham Asset Backed Securities Fund ARSN 622 644 866, and Fidante Partners Services Limited ABN 44 119 605 373, AFSL 320505 (Fidante Partners), is the responsible entity and issuer of interests in the Bentham Global Income Fund ARSN 105 898 271, Bentham Professional Global Income Fund ARSN 109 991 095, Bentham Syndicated Loan Fund ARSN 110 077 159, Bentham Professional Syndicated Loan Fund ARSN 111 433 071 and Bentham High Yield Fund ARSN 088 907 224 (known as the Funds). It is intended to be general information only and not financial product advice and has been prepared without taking into account any person's objectives, financial situation or needs. Each person should, therefore, consider its appropriateness having regard to these matters and the information in the product disclosure statement (PDS) and any additional information brochure (AIB) for the Fund before deciding whether to acquire or continue to hold an interest in the Fund. If you acquire or hold an interest in the Fund, we will receive the fees and other benefits, which are generally disclosed in the PDS and any AIB for the Fund. Neither Bentham nor a related company and our respective employees receive any specific remuneration for any advice provided to you. However, financial advisers may receive fees or commissions if they provide advice to you or arrange for you to invest in the Fund. Past performance is not a reliable indicator of future performance. Neither Bentham nor Fidante Partners nor any of their related entities guarantees the performance of the Fund, nor capital invested in the Fund. The PDS and any AIB can be obtained from your financial adviser, our Investor Services team on 13 51 53, or on our website www.benthamam.com.au. Please also refer to the Financial Services Guide on the Bentham website.