

Bentham Global Income Fund

Annual fund profile – 30 June 2017

Investment style

The Bentham Global Income Fund (the Fund) is focused on generating stable investment income by providing diversified exposure to domestic and global credit markets. Investments are actively managed with allocations across different credit sectors, trading of individual securities and managing risk. A global focus provides more investment opportunities and diversity when compared with the domestic fixed income market. Global credit markets typically offer higher income than traditional fixed interest and equity markets, and low levels of correlation with equities and government bonds, which may improve the risk return profile of a balanced investment portfolio.

Investment objectives

The Fund's investment objective is to generate income based returns with some potential for capital growth over the medium to long term. The Fund may appeal to investors wanting diversified and actively managed exposure to global credit markets.

Management team

Bentham is a specialist fixed interest and credit investment manager. Bentham actively manages a number of high yielding funds with varying risk profiles. The portfolios are designed to generate income while diversifying risk in global credit markets. Bentham's goal is to deliver higher income to investors than can generally be achieved in traditional fixed interest and equity markets. The founders of Bentham previously worked together as part of the Credit Investment Group of Credit Suisse Alternative Capital Inc. They are still managing the same portfolios. Bentham's investment philosophy is based on a strong credit culture and a systematic investment process, with a focus on the preservation of principal and protection against downside risk.

Bentham has 12 staff located in Australia and the Credit Investments Group has 35 investment staff based in New York and London. The Australian team have a strong track record of managing global diversified fixed interest portfolios and are well resourced with market leading risk portfolio systems.

Fund facts

Fund name	Bentham Global Income Fund
Investment Manager	Bentham Asset Management
Responsible Entity	Fidante Partners Services Limited
Fund aim	To provide exposure to global credit markets and to generate income with some potential for capital growth over the medium to long term
Portfolio manager	Richard Quin (29 years' experience)
Inception date	16 September 2003
APIR code	CSA0038AU
Fund size	AU\$1,610 million as at 30 June 2017
Management costs*	0.77%
Buy/sell spread	+0.33%/-0.33% (reviewed periodically)
Entry and exit fees	Nil
Pricing frequency	Daily unit pricing
Initial investment	A\$10,000 minimum
Currency	AUD denominated
Other classes	NZD hedged equivalent available
ASX mFund	ASX Class available via mFund code BAM05

* Total cost inclusive of management fee and estimated reimbursable expenses (% p.a.)

Fund features

- Access to global investment opportunities not typically available to direct retail investors
- Diversified sources of income across many countries, industries, companies and investment types
- Unique asset classes with specialist expertise
- Targeted income distribution frequency: monthly
- Daily unit pricing
- Australian domiciled trust with a 13 year+ track record.

Portfolio construction

Bentham manages the Fund on a top down basis, with active allocations to different global credit market sectors

made according to quarterly forecasts of prospective risk adjusted returns. Drawing on a combination of both internal experience and strong relationships with specialist investment managers, Bentham seeks out and identifies global investment opportunities.

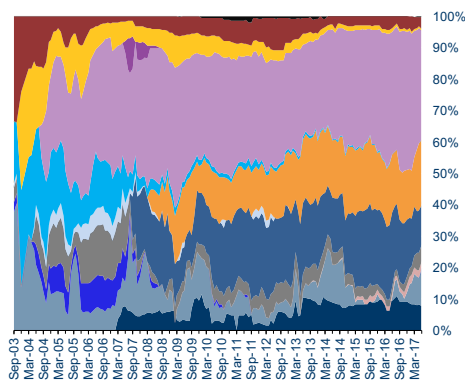
Bentham employs a bottom-up security selection focused on asymmetric risk/reward opportunities across industries, capital structure position and ratings cluster. Derivatives are used for managing exposures and hedging of risk by the Fund.

The Fund has a minimum of 50% exposure to investment grade securities. Credit risk is minimised with a focus on capital preservation and a high diversity of investments which would otherwise be difficult to achieve without access to global markets and an institutional size portfolio.

Bentham actively manages interest rate exposures in the Fund. The Fund will be as close to fully currency hedged into AUD as is practicable. An NZD hedged equivalent class of the Fund is also available.

Active asset allocation

September 2003 to June 2017



Source: Bentham Asset Management

As at 30-6-2017

Fund risk profile

Investment universe	Global credit and fixed interest markets, including, but not limited to, government backed bonds, global syndicated loans, global high yield bonds, investment grade securities, global capital securities, asset backed securities, Australian and global hybrid securities, equities and derivatives
Suggested investment timeframe	Medium term – three years minimum investment
Volatility/risk level	Medium
Income distribution frequency	Monthly
Target distribution rate*	Target distribution rate for FY18 set at a range of 3.75% to 4.25% p.a. of the monthly unit price*
Fund benchmark	50% Bloomberg AusBond Composite Bond Index and 50% Bloomberg AusBond Bank Bill Index ^
Credit risk	Minimum exposure of 50% to investment grade rated securities
Credit sector exposure limits	30% high yield bonds, 50% syndicated loans, 75% investment grade credit and 30% cash
Issuer exposure limits	2% per non-investment grade issuer
Duration management	Interest rate risk (duration) actively managed
Tail risk management	Ongoing tail risk hedging strategy in place. The Investment Manager will use a small proportion of Fund yield to purchase options to protect the portfolio.

* Bentham intends to achieve the distribution rate for FY2018 with taxable income. If there is a shortfall of taxable income, the distribution may possibly include a capital return. The current distribution rate setting was based on the running yield of the Fund as at 30 June 2017 and assumes the Fund continues to achieve an equivalent yield for FY2018. Actual distributions, however, can differ from this setting because of future matters which are not known or able to be presently identified.

^ Bentham Global Income Fund NZD Benchmark is 50% Bloomberg AusBond Composite Bond Index and 50% Bloomberg AusBond Bank Bill Index, each hedged into NZD.

AUD Distribution history (% of NAV)*

Financial Year	Jul	Aug	Sep	Oct	Nov	Dec	Jan	Feb	Mar	Apr	May	Jun	Year**
2017	0.37	0.37	0.37	0.37	0.37	0.37	0.38	0.37	0.37	0.37	0.37	0.36	4.88
2016	0.36	0.38	0.36	0.37	0.37	0.37	0.38	0.38	0.38	0.36	0.38	0.37	4.32
2015	0.44	0.43	0.44	0.44	0.44	0.42	0.44	0.44	0.43	0.43	0.43	0.77	5.58
2014	0.50	0.49	0.50	0.49	0.50	0.49	0.50	0.50	0.50	0.50	0.50	0.07	5.94
2013	0.68	0.64	0.64	0.64	0.64	0.62	0.65	0.62	0.61	0.61	0.62	1.05	9.09
2012	0.78	0.77	0.77	0.63	0.60	0.62	0.69	0.68	0.68	0.67	0.65	1.04	8.38
2011	0.64	0.63	0.64	0.65	0.64	0.64	0.64	0.82	0.80	0.79	0.80	1.08	9.87
2010	0.66	0.66	0.66	0.65	0.66	0.63	0.64	0.62	0.61	0.61	0.62	0.62	9.81
2009	0.64	0.66	0.84	0.58	0.48	0.36	0.37	0.32	0.26	0.28	0.26	0.28	4.52
2008	0.52	0.50	0.54	0.58	0.57	0.57	0.59	0.59	0.60	0.66	0.67	4.45	10.13

Source: Fidante Partners.

Past distributions are no indication of future distributions.

* Calculated as the cents per unit (CPU) distribution at month end divided by the ex-distribution unit price at the start of the month.

** Annual Distribution Return (Year-to-Date) is calculated as the Total Return (after fees) minus Growth Return. Total Returns (after fees) are calculated using pre-distribution month end withdrawal unit price and assumes all distributions are reinvested. Growth Returns equal the percentage change in the unit price.

Long-term correlation of asset class returns^{#^}

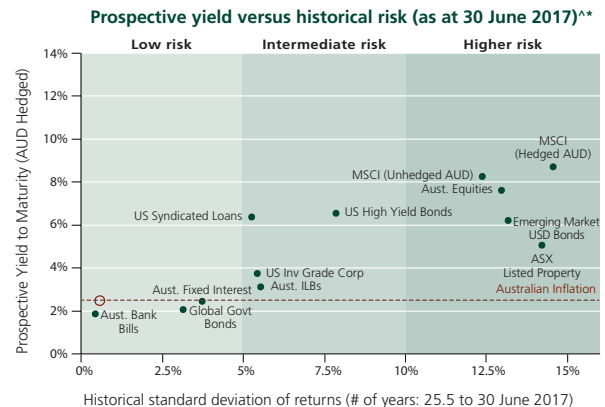
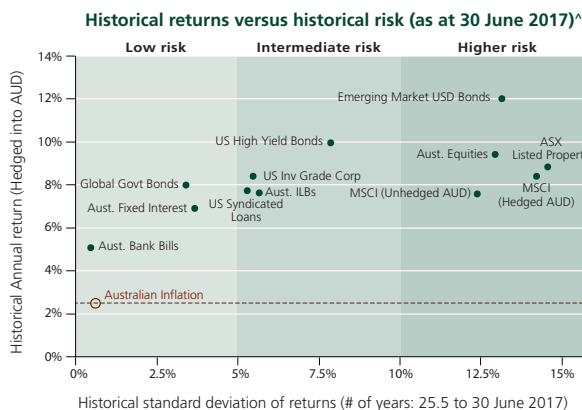
The Fund has exposure to a number of different credit and fixed income asset classes for the purpose of generating returns. Actively allocating to multiple credit asset classes with varying levels of correlation – rather than focusing on one asset class – may improve the diversity of a portfolio. Usually this results in an increased diversification of risk.

Correlation 30 June 2007 to 30 June 2017		Bonds		Credit					Equities			
		Global Govt Bonds	Australian Fixed Interest	US IG Corporates	US Preferred Securities	Bentham GIF	Leveraged Loans	US High Yield Bonds	Emerging Market Bonds	World Equities (Unhedged)	Australian Equities	Australian Property
Bonds	Global Govt Bonds	1.00	0.67	0.44	0.05	-0.33	-0.36	-0.21	0.25	-0.25	-0.16	0.11
	Australian Fixed Interest	0.67	1.00	0.16	-0.03	-0.36	-0.36	-0.28	0.02	-0.03	-0.31	0.07
Credit	US IG Corporates	0.44	0.16	1.00	0.75	0.36	0.44	0.63	0.78	0.04	0.39	0.41
	US Preferred Securities	0.05	-0.03	0.75	1.00	0.57	0.60	0.68	0.69	0.25	0.44	0.49
	Bentham Global Income Fund	-0.33	-0.36	0.36	0.57	1.00	0.85	0.74	0.43	0.41	0.57	0.53
	Leveraged Loans	-0.36	-0.36	0.44	0.60	0.85	1.00	0.89	0.52	0.35	0.55	0.46
	US High Yield Bonds	-0.21	-0.28	0.63	0.68	0.74	0.89	1.00	0.74	0.34	0.64	0.47
Equities	Emerging Market Bonds	0.25	0.02	0.78	0.69	0.43	0.52	0.74	1.00	0.07	0.52	0.49
	World Equities (Unhedged)	-0.25	-0.03	0.04	0.25	0.41	0.35	0.34	0.07	1.00	0.53	0.50
	Australian Equities	-0.16	-0.31	0.39	0.44	0.57	0.55	0.64	0.52	0.53	1.00	0.70
	Australian Property	0.11	0.07	0.41	0.49	0.53	0.46	0.47	0.49	0.50	0.70	1.00

Period of 10 years to 30-06-2017. Overseas returns (except World Equities) are fully hedged into Australian dollars ^ Sources: Barclay's Capital, Bentham, BoA Merrill Lynch, Bloomberg, Credit Suisse, JP Morgan, Morgan Stanley and UBS. **Past performance is no indication of future performance.**

Risk and return

Through active management, the Fund offers diversified exposure to global credit markets. Over the long term, credit markets have achieved above cash returns, and have typically had an intermediate risk profile as characterised in the risk return chart below. For specific and current return data please refer to the current monthly fact sheets or quarterly commentaries.



* Prospective fixed interest yields are hedged into AUD assuming an estimated duration matched interest rate differential. The Australian Equities and World Equities (unhedged) yields represent the Bloomberg estimated earnings yield. For the prospective equity yield we have used the earnings yield and added an additional 2.5% growth (roughly equivalent to GDP). The earning yield ratio is the inverse of the price-to-earnings ratio. The historical standard deviation shown for these equity asset classes is based on the total return for the relevant index. Actual returns will comprise of both income and capital movements and as a result could vary substantially from those shown above. The outcomes shown above may be affected by known or unknown risks and uncertainties that cannot presently be identified. Accordingly actual outcomes may differ from those shown above. Past performance is not a reliable indicator of future performance.

Asset Class definitions; Australian Cash is Bloomberg AusBond Bank Bill Index, Global Govt Bonds is JP Morgan GBI, Australian Fixed Interest is Bloomberg AusBond Composite Bond Index, US IG Corporates is Barclay's US Corporates, US Leveraged Loans is Credit Suisse Leveraged Loans Index, US High Yield Bonds is Credit Suisse High Yield Bond Index, World Equities (Unhedged) is Morgan Stanley MSCI Index (Developed), Australian Equities is S&P/ASX200 Accumulation Index, US Hybrid Securities is Merrill Lynch BoA Preferred Hybrids Index, Emerging Market Bonds is JP Morgan EMBI+, and Australian Property Trusts is S&P/ASX200 Accumulation A-REIT Index. Overseas index returns (except World Equities) are fully hedged into Australian dollars.

Fidante Partners

Fidante Partners Services Limited is the responsible entity of the Fund and issues units in it. Fidante Partners has appointed Bentham Asset Management Pty Limited as the Fund's investment manager. A related entity of Fidante Partners holds a partial equity stake in Bentham.

Contact us

Retail Investors: Fidante Partners Investor Services on 13 51 53.

Advisers: Fidante Partners Adviser Services on 1800 195 853 or your State Business Development Manager.

Institutional Investors/Consultants: institutional@benthamam.com or Tyler Purviance on (61) 2 9994 7929.

New Zealand Advisers and Institutional Investors: The Investment Store on 0800 331 041.

More information: www.benthamam.com

Researcher Fund ratings and Bentham industry awards



Visit www.benthamam.com.au/disclaimer/ to view the Morningstar award disclaimers.

The Professional Planner | Zenith Fund Awards are determined using proprietary methodologies. Fund Awards and ratings are solely statements of opinion and do not represent recommendations to purchase, hold, or sell any securities or make any other investment decisions. Ratings are subject to change.

The Zenith Investment Partners ("Zenith") Australian Financial Services License No. 226872 rating (assigned March 2017) referred to in this document is limited to "General Advice" (as defined by the Corporations Act 2001) for Wholesale clients only. This advice has been prepared without taking into account the objectives, financial situation or needs of any individual. It is not a specific recommendation to purchase, sell or hold the relevant product(s). Investors should seek independent financial advice before making an investment decision and should consider the appropriateness of this advice in light of their own objectives, financial situation and needs. Investors should obtain a copy of, and consider the PDS or offer document before making any decision and refer to the full Zenith Product Assessment available on the Zenith website. Zenith usually charges the product issuer, fund manager or a related party to conduct Product Assessments. Full details regarding Zenith's methodology, ratings definitions and regulatory compliance are available on our Fund Assessment's and at <http://www.zenithpartners.com.au/RegulatoryGuidelines>.

The Lonsec Rating (assigned September 2016) presented in this document is published by Lonsec Research Pty Ltd ABN 11 151 658 561 AFSL 421445. The Rating is a "class service" (as defined in the Financial Advisers Act 2008 (NZ)) or is limited to "General Advice" and based solely on consideration of the investment merits of the financial product(s). In New Zealand it must only be provided to "wholesale clients" (as defined in the Financial Advisers Act 2008 (NZ)). Past performance information is for illustrative purposes only and is not indicative of future performance. It is not a recommendation to purchase, sell or hold Bentham Asset Management product(s), and you should seek independent financial advice before investing in this product(s). The Rating is subject to change without notice and Lonsec assumes no obligation to update the relevant document(s) following publication. Lonsec receives a fee from the Fund Manager for researching the product(s) using comprehensive and objective criteria. For further information regarding Lonsec's Ratings methodology, please refer to our website at: <http://www.lonsecresearch.com.au/research-solutions/our-ratings>.

© 2017 Morningstar, Inc. All rights reserved. Neither Morningstar, its affiliates, nor the content providers guarantee the data or content contained herein to be accurate, complete or timely nor will they have any liability for its use or distribution. Any general advice or 'class service' have been prepared by Morningstar Australasia Pty Ltd (ABN: 95 090 665 544, AFSL: 240892) and/or Morningstar Research Ltd, subsidiaries of Morningstar, Inc, without reference to your objectives, financial situation or needs. Refer to our Financial Services Guide (FSG) for more information at www.morningstar.com.au/s/fsg.pdf. You should consider the advice in light of these matters and if applicable, the relevant Product Disclosure Statement (Australian products) or Investment Statement (New Zealand products) before making any decision to invest. Our publications, ratings and products should be viewed as an additional investment resource, not as your sole source of information. Past performance does not necessarily indicate a financial product's future performance. To obtain advice tailored to your situation, contact a professional financial adviser. Some material is copyright and published under licence from ASX Operations Pty Ltd ACN 004 523 782 ("ASXO").

The information in this document is current as at June 2017 unless otherwise specified and is provided by Fidante Partners Services Limited ABN 44 119 605 373 and AFSL No. 320 505 (Fidante Partners). Fidante Partners is the responsible entity and issuer of interests in the Bentham Global Income Fund ARSN 105 898 271 (Fund). Fidante Partners Limited ABN 94 002 835 592 and AFSL No. 234 668 (Fidante Partners) is the responsible entity of and issuer of interests in the Bentham Global Income Fund NZD ARSN 165 696 417. This information is intended as general information only and not as financial product advice and has been prepared without taking into account any person's objectives, financial situation or needs. Because of this each person should, before acting on any such information, consider its appropriateness, having regard to their objectives, financial situation and needs. Each person should also obtain a copy of the product disclosure statement (PDS) and any additional information brochure (AIB) and consider the information in those documents (including the information about risks) before making any investment decisions. If you acquire or hold an investment in the Fund we will receive the fees and other benefits disclosed in the PDS and any AIB for the Fund. We and our employees do not receive any specific remuneration for any advice provided to you. However, financial advisers may receive fees or commissions if they provide advice to you or arrange for you to invest in the Fund. Some or all of the Fidante Partners related companies and their directors may benefit taxation consequence of investing. Past performance is not a reliable indicator of future performance. A copy of the PDS and any AIB can be obtained from your financial adviser, our Investor Services team on 13 51 53 or on our website: www.fidante.com.au.